

Bastrop County

Fiscal Year 2025-2026

Budget Cover Page

August 25, 2025

This budget will raise more revenue from property taxes than last year's budget by an amount of \$5,053,259 which is a 8% percent increase from last year's budget. The property tax revenue to be raised from new property added to the tax roll this year is \$1,660,255.

PASSED and APPROVED on this 25th day of August 2025.


COURT MEMBERS VOTING AYE:

COURT MEMBERS VOTING NAY:



 Gregory Klaus, County Judge

 Gregory Klaus, County Judge



 Butch Carmack, Commissioner Pct. 1

 Butch Carmack, Commissioner Pct. 1



 Clara Beckett, Commissioner Pct. 2

 Clara Beckett, Commissioner Pct. 2



 Mark Meuth, Commissioner Pct. 3

 Mark Meuth, Commissioner Pct. 3



 David Glass, Commissioner Pct. 4

 David Glass, Commissioner Pct.4

Property Tax Rate Comparison

	<u>2025-2026</u>	<u>2024-2025</u>
Property Tax Rate:	\$0.42870/100	\$0.40275/100
No-New-Revenue Tax Rate:	\$0.40151/100	\$0.38231/100
No-New-Revenue Maintenance & Operations Tax Rate:	\$0.35780/100	\$0.33767/100
Voter-Approval Tax Rate:	\$0.42870/100	\$0.41152/100
Debt Rate:	\$0.04371/100	\$0.04464/100

Total debt obligation for Bastrop County secured by property taxes: \$6,517,538



Bastrop County, TX

FY 25-26 Approved Budget Report

Account Summary

For Fiscal: 2024-2025 Period Ending: 08/31/2025

		2022-2023	2023-2024	2024-2025	2024-2025	2024-2025	2025-2026	2025-2026
		Total Activity	Total Activity	Total Budget	YTD Activity	PROJECTED	REQUESTED	PROPOSED
100-311-1000	CURRENT TAXES	32,579,628.02	37,039,426.58	40,500,000.00	40,404,686.69	44,077,840.00	44,500,000.00	45,534,936.00
100-311-3000	DELINQUENT TAXES	637,020.82	753,352.68	750,000.00	974,191.77	1,062,755.00	1,000,000.00	1,230,278.00
100-319-3000	P & I ON DELINQUENT TAXES	522,998.31	613,167.76	650,000.00	616,521.90	672,570.00	650,000.00	815,598.00
100-333-1006	DRUG ENFORCEMENT REIMBU...	18,192.61	13,019.03	15,000.00	1,389.48	1,700.00	15,000.00	15,000.00
100-333-1007	FAMILY CRISIS CENTER GRANT	125,854.92	0.00	0.00	0.00	0.00	0.00	0.00
100-333-1008	JUDICAL FUND REIMBURSEME...	84,000.00	84,000.00	84,000.00	42,000.00	84,000.00	105,000.00	105,000.00
100-333-1010	DA ASSISTANT LONGEVITY PR...	18,519.84	19,526.54	23,660.00	15,326.58	20,435.00	13,420.00	13,420.00
100-333-1011	MHMR TRANSPORT OFFICER	98,890.00	122,400.00	122,400.00	122,400.00	122,400.00	122,400.00	122,400.00
100-333-1012	SCAAP PROGRAM GRANT	50,877.00	66,039.00	70,000.00	77,908.00	77,908.00	0.00	90,000.00
100-333-1013	CO JUDGE SUPPLEMENT PROG...	8,400.00	25,200.00	25,200.00	20,150.00	25,200.00	31,500.00	31,500.00
100-333-1021	TIDC- INDIGENT DEFENSE FOR...	0.00	116,031.00	62,000.00	0.00	0.00	50,000.00	70,000.00
100-333-1025	SAVNS- VINE GRANT	17,505.23	13,522.79	18,000.00	13,793.26	18,392.00	18,800.00	18,800.00
100-333-4101	HELPING HEROES PROGRAM G...	-485.71	291.00	0.00	194.71	194.71	0.00	0.00
100-333-4102	BODY WORN CAMERA GRANT	71,707.50	0.00	0.00	0.00	0.00	0.00	0.00
100-333-4103	BULLET-RESISTANT SHIELD GR...	0.00	56,665.75	0.00	0.00	0.00	0.00	0.00
100-333-4104	THC COURTHOUSE RENOVATI...	227.70	249,772.30	0.00	0.00	0.00	0.00	0.00
100-333-4105	THC HISTORICAL JAIL RENOVAT...	13,167.87	227,832.13	0.00	0.00	0.00	0.00	0.00
100-333-4106	DFPS/EARLY CHILDHOOD SYST...	112,500.00	262,500.00	225,000.00	168,750.00	262,500.00	0.00	0.00
100-333-4111	ST. DAVID'S- SPONSORSHIPS	1,550.00	0.00	0.00	0.00	0.00	0.00	0.00
100-333-4113	ST. DAVID'S FOUNDATION	71,838.78	176,351.43	0.00	0.00	0.00	0.00	0.00
100-333-4115	HOME VISITING GRANT-ARPA	24,450.40	89,400.24	0.00	0.00	0.00	0.00	0.00
100-333-4117	BISSELL PET FOUNDATION- EM...	6,460.00	13,750.00	13,000.00	7,090.00	7,090.00	8,000.00	8,000.00
100-333-4119	2022 BULLETPROOF VEST GRA...	0.00	3,309.29	0.00	0.00	0.00	0.00	0.00
100-333-4126	HAVA GRANT	0.00	0.00	0.00	0.00	0.00	42,500.00	42,500.00
100-333-4146	EDA-SHELTER & COMMUNITY ...	1,654,885.36	0.00	345,115.00	345,114.64	345,114.64	0.00	0.00
100-333-4152	STONY POINT GRANT	8,500.00	291,525.13	90,643.00	46,474.87	46,474.87	0.00	0.00
100-333-4159	TWDB Flood Protection Planning	376,058.15	492,496.08	0.00	0.00	0.00	0.00	0.00

FY 25-26 Approved Budget Report

For Fiscal: 2024-2025 Period Ending: 08/31/2025

		2022-2023	2023-2024	2024-2025	2024-2025	2024-2025	2025-2026	2025-2026
		Total Activity	Total Activity	Total Budget	YTD Activity	PROJECTED	REQUESTED	PROPOSED
100-333-4163	FERAL HOG GRANT	0.00	0.00	15,000.00	0.00	0.00	15,000.00	15,000.00
100-333-4166	TCEQ LEPC GRANT	0.00	0.00	0.00	39,947.36	39,947.36	39,948.00	39,948.00
100-333-4168	HOGG FOUNDATION GRANT	69,648.81	158,718.87	150,000.00	0.00	0.00	0.00	0.00
100-333-4169	HOME VISITING GRANT	762,476.33	1,123,807.00	800,000.00	828,607.63	994,329.00	0.00	0.00
100-333-4175	NUISANCE PEACE OFFICER	50,381.78	0.00	0.00	0.00	0.00	0.00	0.00
100-333-4177	2020 BULLETPROOF VEST GRA...	4,951.00	0.00	0.00	0.00	0.00	0.00	0.00
100-333-4178	FMIT GRANT REIMBURSEMENT	0.00	189,204.41	300,000.00	0.00	0.00	168,204.00	168,204.00
100-333-4179	2021 BULLETPROOF VEST GRA...	2,375.00	4,075.00	0.00	0.00	0.00	0.00	0.00
100-333-4181	2023 BULLETPROOF VEST GRA...	0.00	203.31	450.00	450.72	450.72	451.00	451.00
100-333-4183	2024 BULLETPROOF VEST GRA...	0.00	0.00	0.00	7,698.48	7,698.48	8,744.00	8,744.00
100-333-4184	NACCHO GRANT	0.00	0.00	30,000.00	50,000.00	50,000.00	0.00	0.00
100-333-4185	STDF HOUSING + HEALTH GRA...	0.00	0.00	0.00	750,000.00	750,000.00	0.00	300,000.00
100-333-4186	ST DAVIDS PATHWAYS	0.00	0.00	0.00	0.00	0.00	1,000,000.00	1,000,000.00
100-335-3000	\$1.50 PER REGISTRATION	972,037.45	1,035,222.65	1,150,000.00	833,929.65	940,952.00	900,000.00	1,000,000.00
100-335-5000	BOAT AND MOTOR TAX - CO P...	1,979.43	7,573.84	6,500.00	3,639.19	4,160.00	3,000.00	3,000.00
100-335-7000	ALCOHOL BEVERAGE TAX	267,509.89	312,233.85	331,047.00	258,465.57	277,827.00	300,000.00	300,000.00
100-335-8000	BINGO GROSS RECEIPTS	3,800.85	4,945.41	4,000.00	4,619.68	5,000.00	4,000.00	4,000.00
100-335-9004	AUTO TITLE FEES	491,425.24	567,596.38	500,000.00	397,026.44	444,316.00	410,000.00	500,000.00
100-335-9005	PARCEL COLLECTION FEES	499,039.27	470,088.15	500,000.00	503,397.06	503,397.06	500,000.00	500,000.00
100-335-9006	CO. PORTION 1/2 CENT SALES ...	8,285,791.40	8,758,515.09	9,500,000.00	7,145,312.35	7,794,886.00	10,000,000.00	10,000,000.00
100-335-9007	MOTOR VEHICLE SALES TAX C...	1,217,646.04	1,061,787.79	1,350,000.00	1,037,397.15	1,037,397.15	1,100,000.00	1,100,000.00
100-341-1001	CO. JUDGE FEES OF OFFICE	2,732.00	1,880.00	2,000.00	1,419.00	1,565.00	2,000.00	2,000.00
100-341-2000	FEES OF OFFICE, CO SHERIFF	139,214.94	144,938.74	127,000.00	139,778.23	159,845.00	130,000.00	150,000.00
100-341-3000	ESTRAY FEES	22,429.69	17,276.34	22,000.00	16,565.09	18,930.00	22,000.00	22,000.00
100-341-3500	ELECTIONS FEES	120.00	318.30	200.00	102.80	120.00	200.00	200.00
100-341-4000	FEES OF OFFICE, CO CLERK	592,010.58	613,318.17	650,000.00	599,739.62	683,715.00	700,000.00	700,000.00
100-341-4002	SUBDIVISION FEES	834,587.15	361,970.56	500,000.00	253,575.00	287,750.00	250,000.00	250,000.00
100-341-4003	G/F RECORDS MGMT FEE	61.33	59.82	100.00	230.00	263.00	200.00	200.00
100-341-4005	VIDEO FEES	15.00	15.00	50.00	0.00	0.00	20.00	20.00
100-341-4006	TRAFFIC COURT COSTS	17.92	6.00	10.00	6.82	7.80	10.00	10.00
100-341-4008	JURY FEE REIMBURSEMENT	3,771.76	25,390.69	20,000.00	44,423.68	39,675.00	40,000.00	40,000.00
100-341-4009	COUNTY CLERK JUDICIARY FUN...	13.66	9.70	10.00	6.18	7.50	10.00	10.00

FY 25-26 Approved Budget Report

For Fiscal: 2024-2025 Period Ending: 08/31/2025

		2022-2023 Total Activity	2023-2024 Total Activity	2024-2025 Total Budget	2024-2025 YTD Activity	2024-2025 PROJECTED	2025-2026 REQUESTED	2025-2026 PROPOSED
100-341-4010	CO CLK CASH BOND & TRUST A...	1,825.00	3,150.00	2,000.00	2,550.00	3,000.00	2,500.00	2,500.00
100-341-4011	SUP CT-INITIATED GUARDIANS...	0.00	0.00	2,400.00	0.00	0.00	0.00	0.00
100-341-4012	CO CLERK CRIMESTOPPERS FEE	2,342.07	3,052.38	3,000.00	2,181.64	2,475.00	2,500.00	2,500.00
100-341-4015	BOND FEE (\$10)	1,905.93	2,122.48	2,800.00	1,751.33	1,975.00	2,000.00	2,000.00
100-341-4017	CO CLERK COURT REPORTER SE...	747.70	657.26	600.00	721.94	820.00	675.00	750.00
100-341-4019	CO CLERK SPECIALTY COURT A...	4,026.19	3,729.52	3,500.00	3,428.03	3,895.00	3,500.00	3,500.00
100-341-5000	FEES OF OFFICE, CO TAX ASSR/...	129,092.38	203,631.88	250,000.00	166,151.62	189,890.00	150,000.00	150,000.00
100-341-5001	CHILD SAFETY FEE, TAX ASSR/CO	117,378.59	121,896.98	130,000.00	153,999.00	172,356.00	130,000.00	159,000.00
100-341-6500	FEES OF OFFICE, DISTRICT ATT...	4,530.48	4,549.61	4,000.00	4,199.14	4,765.00	4,000.00	4,000.00
100-341-7000	FEES OF OFFICE, DIST CLERK	269,612.52	360,714.39	280,000.00	326,933.54	365,905.00	305,000.00	380,000.00
100-341-7012	DC CRIMESTOPPERS REPAYME...	3,506.46	4,955.78	3,700.00	4,458.35	5,065.00	3,800.00	4,500.00
100-341-7015	DISTRICT CLERK PASSPORT	38,255.00	42,210.00	40,000.00	37,580.00	42,109.00	40,000.00	40,000.00
100-341-7016	DC - FAMILY PROTECTION FEE	15.00	0.00	0.00	0.00	0.00	0.00	0.00
100-341-7018	TAX WRITE-OUT FEES	202.84	183,464.70	160,000.00	219,371.68	241,020.00	200,000.00	200,000.00
100-341-7019	DIST CLERK SPECIALTY COURT	2,648.84	3,682.26	3,000.00	3,726.77	4,205.00	3,000.00	4,000.00
100-341-7020	DIST CLERK PEACE OFFICER FEES	5,714.04	6,507.39	5,500.00	5,652.81	6,400.00	5,200.00	5,200.00
100-341-7500	COURTHOUSE SECURITY FEES	57.44	0.45	60.00	208.95	240.00	200.00	200.00
100-341-7701	JP #1, SJFC	58.22	44.62	100.00	33.84	40.00	60.00	100.00
100-341-7702	JP #2, SJFC	213.02	169.23	200.00	101.82	120.00	60.00	100.00
100-341-7703	JP #3, SJFC	117.62	94.36	150.00	86.47	100.00	60.00	100.00
100-341-7704	JP #4, SJFC	95.60	75.52	150.00	57.45	70.00	60.00	100.00
100-341-8001	JP1 CIVIL FILING FEES	10,680.00	14,945.00	10,000.00	13,340.00	14,255.00	8,000.00	10,000.00
100-341-8002	JP2 CIVIL FILING FEES	2,925.00	3,020.00	10,000.00	3,305.00	3,780.00	8,000.00	10,000.00
100-341-8003	JP3 CIVIL FILING FEES	10,166.00	9,765.00	10,000.00	9,560.00	10,400.00	8,000.00	10,000.00
100-341-8004	JP4 CIVIL FILING FEES	8,852.00	11,090.00	10,000.00	11,300.00	12,920.00	8,000.00	10,000.00
100-341-8101	JP1 EXPUNGEMENT FEES	0.00	0.00	25.00	0.00	0.00	0.00	0.00
100-341-8102	JP2 EXPUNGEMENT FEES	0.00	100.00	25.00	0.00	0.00	0.00	0.00
100-341-8103	JP3 EXPUNGEMENT FEES	0.00	0.00	25.00	0.00	0.00	0.00	0.00
100-341-8104	JP4 EXPUNGEMENT FEES	0.00	0.00	25.00	0.00	0.00	0.00	0.00
100-341-9001	FEES OF OFFICE, CONST. PCT. #1	17,500.77	20,410.00	15,000.00	17,975.00	19,975.00	15,000.00	20,000.00
100-341-9002	FEES OF OFFICE, CONST. PCT. #2	15,975.00	16,449.50	15,000.00	18,641.00	20,965.00	15,000.00	20,000.00
100-341-9003	FEES OF OFFICE, CONST. PCT. #3	10,875.00	9,575.00	15,000.00	10,805.00	11,270.00	15,000.00	10,000.00

FY 25-26 Approved Budget Report

For Fiscal: 2024-2025 Period Ending: 08/31/2025

		2022-2023 Total Activity	2023-2024 Total Activity	2024-2025 Total Budget	2024-2025 YTD Activity	2024-2025 PROJECTED	2025-2026 REQUESTED	2025-2026 PROPOSED
100-341-9004	FEES OF OFFICE, CONST. PCT. #4	12,750.00	14,160.00	15,000.00	16,800.00	19,200.00	15,000.00	20,000.00
100-341-9201	OMNI FTA FEES, PCT 1	302.74	225.32	500.00	196.14	225.00	300.00	600.00
100-341-9202	OMNI FTA FEES, PCT 2	1,741.83	1,263.83	1,200.00	596.82	680.00	300.00	600.00
100-341-9203	OMNI FTA FEES, PCT 3	668.42	706.65	1,000.00	591.07	665.00	300.00	600.00
100-341-9204	OMNI FTA FEES, PCT 4	350.78	306.00	1,000.00	170.78	195.00	300.00	600.00
100-341-9205	DIST CLERK ADMIN/OMNI FEE	50.00	81.25	90.00	83.74	95.00	80.00	100.00
100-341-9206	CO CLERK OMNI FEES - ADMIN ...	110.39	158.09	200.00	125.73	135.00	110.00	150.00
100-341-9301	JP1 ADMIN FEE - OMNI	5,540.51	5,019.44	4,800.00	5,167.00	5,905.00	2,300.00	3,000.00
100-341-9302	JP 2 ADMIN FEE - OMNI	3,727.60	3,557.53	3,000.00	2,924.75	3,330.00	2,300.00	3,000.00
100-341-9303	JP3 ADMIN FEE - OMNI	1,757.84	1,691.67	2,000.00	1,802.72	1,975.00	2,300.00	3,000.00
100-341-9304	JP4 ADMIN FEE - OMNI	2,363.86	1,895.83	2,000.00	1,765.22	2,020.00	2,300.00	3,000.00
100-341-9305	TIME PAYMENT FEE	14,315.56	15,902.07	14,000.00	16,368.07	18,360.00	16,000.00	16,000.00
100-341-9400	DIST CLERK JURY FUND	12,290.56	14,610.46	13,000.00	15,385.15	17,055.00	14,500.00	15,000.00
100-341-9401	SHERIFF ARREST FEES	22,714.74	20,985.20	22,000.00	17,921.42	20,325.00	20,000.00	20,000.00
100-341-9402	CONSTABLE ARREST FEES	10.00	15.00	50.00	5.00	5.00	10.00	10.00
100-341-9403	COUNTY JP'S JURY FUND	907.73	895.97	800.00	909.91	1,035.00	800.00	1,000.00
100-341-9600	COPIES JP COURTS	255.75	405.50	200.00	462.25	528.00	450.00	600.00
100-341-9601	JP 1 LOCAL TRAFFIC FINE	3,970.63	3,516.58	3,000.00	2,936.16	3,350.00	2,000.00	3,500.00
100-341-9602	JP2 LOCAL TRAFFIC FINE	3,104.93	2,874.38	3,000.00	2,947.57	3,365.00	2,000.00	3,500.00
100-341-9603	JP 3 LOCAL TRAFFIC FINE	2,277.33	1,823.06	3,000.00	2,014.33	2,235.00	2,000.00	3,500.00
100-341-9604	JP4 LOCAL TRAFFIC FINE	1,313.57	1,367.93	2,000.00	945.46	1,080.00	2,000.00	3,500.00
100-341-9605	COUNTY JP'S DISMISSAL FEES	7,440.00	4,911.00	7,000.00	5,660.00	6,390.00	5,500.00	5,500.00
100-341-9707	TERTIARY CARE FEE	2,958.95	3,206.72	2,500.00	2,819.42	3,200.00	2,500.00	3,000.00
100-341-9708	JP - CMIT	1.50	0.50	2.00	0.50	1.00	1.00	1.00
100-341-9801	COLLECTION AGENCY FEE, JP 1	48,924.71	46,738.20	42,000.00	49,417.35	56,347.00	32,000.00	45,000.00
100-341-9802	COLLECTION AGENCY FEE, JP 2	53,852.84	48,733.58	42,000.00	40,589.32	46,290.00	32,000.00	45,000.00
100-341-9803	COLLECTION AGENCY FEE, JP 3	33,022.37	21,253.89	30,000.00	23,536.77	25,787.00	32,000.00	45,000.00
100-341-9804	COLLECTION AGENCY FEE, JP 4	25,597.83	23,508.06	20,000.00	18,760.33	21,431.00	32,000.00	45,000.00
100-342-5000	JECT FEES	0.00	0.00	0.00	0.00	0.00	0.00	0.00
100-351-1000	FINES, DISTRICT CLERK	15,669.93	16,838.23	17,000.00	13,819.27	15,687.00	17,000.00	17,000.00
100-351-1002	DIST CLERK JUV DELIQU PREV FI...	0.00	0.00	0.00	0.00	640.00	0.00	0.00
100-351-1003	DIST CLERK FAMILY VIOLENCE	648.92	295.56	500.00	592.67	0.00	500.00	700.00

FY 25-26 Approved Budget Report

For Fiscal: 2024-2025 Period Ending: 08/31/2025

		2022-2023 Total Activity	2023-2024 Total Activity	2024-2025 Total Budget	2024-2025 YTD Activity	2024-2025 PROJECTED	2025-2026 REQUESTED	2025-2026 PROPOSED
100-351-2000	FINES, CO CLERK [MISDEMEAN...	70,012.38	89,400.40	80,000.00	73,472.42	82,525.00	80,000.00	80,000.00
100-351-2001	PEACE OFFICER WARRANT FEE	1,143.60	1,047.92	900.00	1,195.02	1,365.00	1,000.00	1,500.00
100-351-2003	CO CLERK FAMILY VIOLENCE FEE	120.43	279.57	300.00	0.00	0.00	200.00	200.00
100-351-2004	CO CLERK LOCAL TRAFFIC FINE	15.82	2.82	20.00	20.24	21.58	15.00	20.00
100-351-3001	FINES, J. P. PCT. #1	78,645.70	101,875.24	70,000.00	144,679.88	165,115.00	120,000.00	140,000.00
100-351-3002	FINES, J. P. PCT. #2	78,104.99	89,276.04	70,000.00	64,518.34	73,725.00	70,000.00	140,000.00
100-351-3003	FINES, J. P. PCT. #3	157,908.50	120,597.27	160,000.00	167,439.77	185,090.00	160,000.00	140,000.00
100-351-3004	FINES, J. P. PCT. #4	62,724.64	82,561.30	70,000.00	64,403.59	73,550.00	70,000.00	140,000.00
100-351-3011	SHERIFF/TRAFFIC FINES, PCT 1	218,320.87	204,294.09	250,000.00	151,499.94	172,915.00	150,000.00	155,000.00
100-351-3022	SHERIFF/TRAFFIC FINES, PCT 2	136,619.23	125,232.64	125,000.00	137,964.23	157,135.00	135,000.00	135,000.00
100-351-3033	SHERIFF/TRAFFIC FINES, PCT 3	139,938.49	157,371.44	110,000.00	169,464.64	190,165.00	170,000.00	175,000.00
100-351-3044	SHERIFF/TRAFFIC FINES, PCT 4	82,301.75	63,242.55	65,000.00	47,711.13	54,320.00	60,000.00	60,000.00
100-351-4000	DEFERRED ADJUDICATION	37,606.33	32,433.69	37,000.00	33,660.85	37,775.00	35,000.00	35,000.00
100-361-2000	INTEREST, BANK DEPOSITS	582,238.35	577,684.67	600,000.00	462,081.66	495,100.00	500,000.00	600,000.00
100-361-3000	INTEREST, INVESTMENTS	1,379,377.40	1,916,355.77	1,500,000.00	1,397,151.82	1,257,835.00	1,500,000.00	1,500,000.00
100-361-5000	GASB 96 SBITA PROCEEDS	1,081,045.00	194,929.00	0.00	0.00	0.00	0.00	0.00
100-364-0000	DISPATCHING SERVICES	541,616.96	496,550.00	496,550.00	496,550.00	496,550.00	496,550.00	496,550.00
100-365-1000	REFUNDS, TAXES	300.00	0.00	0.00	0.00	0.00	0.00	0.00
100-366-1000	HOUSING OF PRISONERS	1,296,300.48	629,439.56	897,323.00	34,766.12	34,766.12	0.00	0.00
100-366-3000	INMATE MEDICAL/DENTAL FEES	9,805.55	10,638.68	10,000.00	9,385.56	10,500.00	10,000.00	12,000.00
100-370-1000	911 ADDRESSING/MAPPING	150,368.85	153,906.25	151,456.00	118,591.85	135,535.00	155,661.00	155,661.00
100-370-3000	ATTORNEY FEE REBATES	309,910.94	392,187.97	300,000.00	371,119.25	423,500.00	320,000.00	400,000.00
100-370-3010	DISCOVERY FEES	341.74	847.52	400.00	403.10	460.00	400.00	500.00
100-370-3551	HHW FACILITY - OPERATING	12,500.00	12,710.34	12,500.00	7,500.00	12,500.00	12,500.00	12,500.00
100-370-4000	INDIGENT HEALTH REFUNDS	5,935.50	3,408.27	5,000.00	3,762.19	3,818.00	4,000.00	5,000.00
100-370-4950	WRIT OF EXECUTION/SANCTION	0.00	9,115.26	0.00	0.00	0.00	0.00	0.00
100-370-4956	PUBLIC HEALTH DEPARTMENT	0.00	20,000.00	0.00	0.00	0.00	0.00	0.00
100-370-5000	MISCELLANEOUS	738,139.20	717,306.34	600,000.00	134,132.52	153,295.00	200,000.00	228,856.00
100-370-5310	AMBULANCE SERVICE FEES	45,899.00	44,779.00	35,000.00	32,000.00	40,000.00	0.00	0.00
100-370-5400	RADIO-BILLING	202,691.61	217,540.38	218,000.00	225,072.00	255,500.00	218,000.00	230,000.00
100-370-5401	UTILITY REIMB BILLING	3,865.31	5,927.10	4,500.00	4,311.67	4,928.00	5,000.00	5,000.00
100-370-5450	TOWER LEASE-PHI AIR	12,200.00	13,200.00	12,000.00	11,000.00	13,200.00	13,200.00	13,200.00

FY 25-26 Approved Budget Report

For Fiscal: 2024-2025 Period Ending: 08/31/2025

		2022-2023	2023-2024	2024-2025	2024-2025	2024-2025	2025-2026	2025-2026
		Total Activity	Total Activity	Total Budget	YTD Activity	PROJECTED	REQUESTED	PROPOSED
100-370-5451	TOWER LEASE- TEXAS WIRELESS	6,600.00	4,950.00	6,600.00	4,950.00	6,600.00	6,600.00	6,600.00
100-370-5452	TADS RENTAL	806.45	0.00	0.00	0.00	0.00	0.00	0.00
100-370-5453	PURDUE CONTRACT	25,000.00	25,000.00	25,000.00	25,000.00	25,000.00	25,000.00	25,000.00
100-370-5454	FISCAL SERVICE FEE	5,390.00	7,664.00	5,500.00	0.00	7,664.00	7,664.00	7,664.00
100-370-5500	TOBACCO SETTLEMENT	43,728.89	44,607.68	45,000.00	59,877.40	59,877.40	60,000.00	60,000.00
100-370-5600	ELECTION CONTRACT SRVS	78,689.65	78,093.85	100,000.00	81,185.16	92,784.00	100,000.00	100,000.00
100-370-6000	PERMITS	616,970.00	812,690.00	700,000.00	755,180.00	857,920.00	700,000.00	850,000.00
100-370-6200	RESTAURANT INSPECTION FEES	115,925.00	116,330.00	140,000.00	123,175.01	140,657.00	130,000.00	150,000.00
100-370-6250	DRIVEWAY CULVERT PERMITS	60,021.25	46,900.00	45,000.00	52,425.00	59,515.00	50,000.00	60,000.00
100-370-6260	DEVELOPMENT PERMIT FEES	592,425.00	1,011,073.67	860,000.00	1,794,485.39	1,997,230.00	1,200,000.00	1,200,000.00
100-370-6261	DEVELOPMENT RECORDING FE...	4,879.00	4,035.00	5,000.00	4,326.00	4,807.00	4,000.00	5,000.00
100-370-6501	TRANSFER STATION FEES	304,531.15	423,468.30	360,000.00	420,004.64	475,862.00	350,000.00	375,000.00
100-370-6600	HCP APPLICATION FEES	14,113.00	15,180.00	15,000.00	18,000.00	20,500.00	17,500.00	17,500.00
100-370-6601	LPHCP RECORDING FEES	3,719.00	3,429.00	4,000.00	3,885.00	4,440.00	4,000.00	4,000.00
100-370-6700	SIGNAGE FEES	1,165.00	1,190.00	1,300.00	665.00	760.00	800.00	700.00
100-370-7500	ANIMAL CONTROL FEES	122,279.01	126,615.44	130,000.00	149,786.00	162,904.00	130,000.00	160,600.00
100-370-7502	ANIMAL CONTROL MICROCHIPS	519.60	0.00	0.00	0.00	0.00	0.00	0.00
100-370-7503	ANIMAL WELLNESS CLINIC	44,389.98	0.00	0.00	0.00	0.00	0.00	0.00
100-390-1000	PORTION CJP FUND	70,078.63	69,196.77	70,000.00	36,883.31	42,155.00	70,000.00	70,000.00
100-390-1900	EQUIPMENT SALES	0.00	0.00	0.00	0.00	0.00	2,000.00	2,000.00
100-390-2000	CASH ON HAND	0.00	0.00	605,000.00	0.00	0.00	1,034,936.00	0.00
100-390-2100	OTHER SOURCES OF REVENUE	-142.80	0.00	0.00	0.00	0.00	0.00	0.00

FY 25-26 Approved Budget Report

For Fiscal: 2024-2025 Period Ending: 08/31/2025

		2022-2023	2023-2024	2024-2025	2024-2025	2024-2025	2025-2026	2025-2026
		Total Activity	Total Activity	Total Budget	YTD Activity	PROJECTED	REQUESTED	PROPOSED
Department: 400 - COUNTY JUDGE								
100-400-1100	SALARY	93,516.90	96,707.08	100,407.00	86,004.64	100,407.00	100,407.00	103,419.00
100-400-1105	DEPUTIES/ASSISTANTS SALARIES	105,220.10	117,654.07	125,473.00	117,382.08	125,473.00	125,473.00	129,802.00
100-400-1900	STATE SUPPLEMENT	6,784.61	25,200.00	25,200.00	22,304.57	25,200.00	31,500.00	31,500.00
100-400-2000	FRINGE BENEFITS	0.00	0.00	99,946.00	0.00	99,946.00	99,946.00	110,907.00
100-400-2010	FICA	17,118.62	19,816.49	0.00	18,581.93	0.00	0.00	0.00
100-400-2020	RETIREMENT	27,212.05	30,887.80	0.00	27,368.57	0.00	0.00	0.00
100-400-2030	INSURANCE	30,346.79	34,902.00	0.00	33,715.78	0.00	0.00	0.00
100-400-2050	WORKMANS COMPENSATION	299.97	291.11	0.00	299.64	0.00	0.00	0.00
100-400-2060	UNEMPLOYMENT INSURANCE	310.40	173.48	0.00	118.62	0.00	0.00	0.00
100-400-3100	OFFICE SUPPLIES	1,442.53	1,172.55	5,000.00	961.90	1,161.00	5,000.00	5,000.00
100-400-4100	COURT REPORTER	0.00	0.00	200.00	0.00	0.00	200.00	200.00
100-400-4130	COURT APPOINTED ATTY PRO	797.99	0.00	4,000.00	0.00	0.00	4,000.00	4,000.00
100-400-4133	COURT APPOINTED INVESTIGA...	0.00	0.00	2,000.00	0.00	0.00	2,000.00	2,000.00
100-400-4134	PSYCH EVALUATION	0.00	0.00	2,000.00	0.00	0.00	2,000.00	2,000.00
100-400-4211	COMMUNICATIONS	5,500.79	5,789.88	5,804.00	4,770.62	5,804.00	5,804.00	5,804.00
100-400-4231	TRANSPORTATION	14,524.91	14,490.00	14,490.00	13,296.36	14,490.00	14,490.00	14,490.00
100-400-4232	CONFERENCES/TRAINING	3,022.18	2,985.41	3,500.00	1,359.75	2,000.00	3,500.00	3,500.00
100-400-5750	FURNITURE/EQUIPMENT	1,832.99	0.00	2,500.00	0.00	0.00	2,500.00	2,500.00
100-400-5756	COPIER LEASE/USAGE	473.92	3,321.91	3,527.00	3,013.95	3,527.00	3,527.00	3,527.00
Department: 400 - COUNTY JUDGE Total:		308,404.75	353,391.78	394,047.00	329,178.41	378,008.00	400,347.00	418,649.00

FY 25-26 Approved Budget Report

For Fiscal: 2024-2025 Period Ending: 08/31/2025

		2022-2023	2023-2024	2024-2025	2024-2025	2024-2025	2025-2026	2025-2026
		Total Activity	Total Activity	Total Budget	YTD Activity	PROJECTED	REQUESTED	PROPOSED
Department: 401 - COMMISSIONERS COURT								
100-401-1100	SALARIES	177,125.04	185,867.80	194,548.00	168,287.74	194,548.00	194,548.00	199,883.00
100-401-2000	FRINGE BENEFITS	0.00	0.00	78,819.00	0.00	78,819.00	78,819.00	78,303.00
100-401-2010	FICA	13,450.76	14,054.14	0.00	12,688.11	0.00	0.00	0.00
100-401-2020	RETIREMENT	21,648.24	22,274.63	0.00	19,814.88	0.00	0.00	0.00
100-401-2030	INSURANCE	15,432.93	15,586.20	0.00	18,549.38	0.00	0.00	0.00
100-401-2050	WORKMANS COMPENSATION	399.93	388.14	0.00	399.51	400.00	0.00	0.00
100-401-2060	UNEMPLOYMENT INSURANCE	0.05	0.00	0.00	0.00	0.00	0.00	0.00
100-401-3100	OFFICE SUPPLIES	650.11	79.71	1,000.00	936.50	1,000.00	1,000.00	1,000.00
100-401-4100	PROFESSIONAL SERVICES	190,653.77	240,923.03	215,000.00	193,938.62	194,000.00	215,000.00	215,000.00
100-401-4207	TRANSPORTATION/THOROUGH...	0.00	60,000.00	60,000.00	0.00	0.00	0.00	0.00
100-401-4232	CONFERENCES, SEMINARS	3,215.12	9,660.38	3,500.00	8,320.79	8,321.00	10,000.00	10,000.00
100-401-4542	SUPPLIES	2,515.12	4,985.25	3,400.00	2,465.56	2,500.00	3,400.00	3,400.00
100-401-4999	MISCELLANEOUS	0.00	139.74	1,200.00	0.00	0.00	1,200.00	1,200.00
100-401-5750	EQUIPMENT	0.00	0.00	1,000.00	0.00	0.00	1,000.00	1,000.00
100-401-5756	COPIER LEASE	2,991.12	0.00	0.00	0.00	0.00	0.00	0.00
Department: 401 - COMMISSIONERS COURT Total:		428,082.19	553,959.02	558,467.00	425,401.09	479,588.00	504,967.00	509,786.00

FY 25-26 Approved Budget Report

For Fiscal: 2024-2025 Period Ending: 08/31/2025

		2022-2023	2023-2024	2024-2025	2024-2025	2024-2025	2025-2026	2025-2026
		Total Activity	Total Activity	Total Budget	YTD Activity	PROJECTED	REQUESTED	PROPOSED
Department: 403 - COUNTY CLERK								
100-403-1100	SALARIES	81,129.46	90,165.75	94,299.00	82,037.56	94,299.00	94,299.00	96,978.00
100-403-1105	DEPUTIES/ASSISTANTS SALARIES	394,191.18	439,801.45	473,493.00	405,819.85	473,493.00	616,986.00	489,319.00
100-403-2000	FRINGE BENEFITS	0.00	0.00	232,117.00	0.00	232,117.00	284,514.00	230,807.00
100-403-2010	FICA	35,809.52	40,035.50	0.00	36,496.41	0.00	0.00	0.00
100-403-2020	RETIREMENT	58,182.70	63,972.81	0.00	57,689.83	0.00	0.00	0.00
100-403-2030	INSURANCE	83,678.89	104,337.69	0.00	99,439.12	0.00	0.00	0.00
100-403-2050	WORKMANS COMPENSATION	1,099.81	1,067.42	0.00	1,098.67	0.00	0.00	0.00
100-403-2060	UNEMPLOYMENT INSURANCE	1,298.34	790.48	0.00	481.51	0.00	0.00	0.00
100-403-3100	OFFICE SUPPLIES	8,566.00	11,080.14	12,000.00	10,674.67	12,000.00	15,000.00	15,000.00
100-403-4100	PROFESSIONAL SERVICES	2,755.98	2,508.93	3,500.00	2,348.30	3,500.00	3,500.00	3,500.00
100-403-4211	COMMUNICATIONS	1,500.00	1,500.00	1,500.00	1,376.77	1,500.00	1,500.00	1,500.00
100-403-4231	TRANSPORTATION	1,380.00	1,380.00	1,380.00	1,266.76	1,380.00	2,130.00	1,380.00
100-403-4232	CONFERENCES & SEMINARS	2,005.88	1,320.52	2,000.00	347.58	350.00	2,000.00	2,000.00
100-403-5750	EQUIPMENT	897.43	1,000.00	1,000.00	1,316.33	1,317.00	4,905.00	1,000.00
100-403-5756	COPIER LEASE/USAGE	3,451.13	3,770.68	4,020.00	4,274.09	4,500.00	4,542.00	4,542.00
100-403-5757	COMPUTER EQUIPMENT	0.00	0.00	0.00	0.00	0.00	11,250.00	0.00
Department: 403 - COUNTY CLERK Total:		675,946.32	762,731.37	825,309.00	704,667.45	824,456.00	1,040,626.00	846,026.00

FY 25-26 Approved Budget Report

For Fiscal: 2024-2025 Period Ending: 08/31/2025

		2022-2023	2023-2024	2024-2025	2024-2025	2024-2025	2025-2026	2025-2026
		Total Activity	Total Activity	Total Budget	YTD Activity	PROJECTED	REQUESTED	PROPOSED
Department: 404 - EMERGENCY MANAGEMENT								
100-404-1100	SALARY	83,654.64	88,472.50	92,681.00	80,042.34	92,681.00	92,681.00	95,585.00
100-404-1105	ASST EMERGENCY MGMT COO...	70,395.22	77,329.82	81,712.00	70,981.48	81,712.00	81,712.00	84,510.00
100-404-1106	ADMINISTRATIVE ASSISTANT	23,110.46	29,773.68	31,261.00	27,436.71	31,261.00	59,500.00	59,912.00
100-404-2000	FRINGE BENEFITS	0.00	0.00	83,761.00	0.00	83,761.00	93,557.00	99,756.00
100-404-2010	FICA	13,301.78	15,579.37	0.00	14,196.59	0.00	0.00	0.00
100-404-2020	RETIREMENT	23,415.11	25,228.79	0.00	22,518.36	0.00	0.00	0.00
100-404-2030	INSURANCE	32,277.84	34,882.08	0.00	33,617.58	0.00	0.00	0.00
100-404-2050	WORKERS COMPENSATION	299.96	291.11	0.00	299.64	0.00	0.00	0.00
100-404-2060	UNEMPLOYMENT INSURANCE	457.16	283.27	0.00	176.34	0.00	0.00	0.00
100-404-3100	SUPPLIES	2,717.79	3,359.35	3,750.00	3,231.02	2,900.00	3,750.00	3,750.00
100-404-3213	UNIFORMS	1,505.76	1,351.06	1,550.00	1,490.44	1,500.00	2,375.00	2,375.00
100-404-4100	PROFESSIONAL SERVICES	0.00	0.00	0.00	0.00	0.00	145,450.00	0.00
100-404-4211	COMMUNICATIONS	6,120.00	6,023.00	6,456.00	4,657.05	4,958.00	6,456.00	6,456.00
100-404-4231	TRANSPORTATION	11,153.97	11,162.07	11,270.00	10,351.90	11,270.00	11,770.00	11,770.00
100-404-4232	CONFERENCES/TRAINING	3,341.62	4,314.66	4,730.00	2,991.88	3,000.00	6,525.00	6,525.00
100-404-4543	VEHICLE MAINTENANCE	0.00	0.00	0.00	0.00	0.00	0.00	0.00
100-404-5750	FURNITURE/EQUIPMENT	554.91	653.97	865.00	0.00	0.00	500.00	500.00
100-404-5756	COPIER LEASE	1,861.52	2,405.48	2,400.00	3,477.22	3,500.00	4,265.00	4,265.00
Department: 404 - EMERGENCY MANAGEMENT Total:		274,167.74	301,110.21	320,436.00	275,468.55	316,543.00	508,541.00	375,404.00

FY 25-26 Approved Budget Report

For Fiscal: 2024-2025 Period Ending: 08/31/2025

		2022-2023	2023-2024	2024-2025	2024-2025	2024-2025	2025-2026	2025-2026
		Total Activity	Total Activity	Total Budget	YTD Activity	PROJECTED	REQUESTED	PROPOSED
Department: 405 - VETERANS SERVICE								
100-405-1100	SALARY	57,493.48	63,529.65	67,297.00	58,076.10	67,297.00	67,297.00	69,904.00
100-405-1105	ADMINISTRATIVE ASSISTANT	43,659.50	45,511.80	92,506.00	75,214.91	92,506.00	92,506.00	95,408.00
100-405-2000	FRINGE BENEFITS	0.00	0.00	65,421.00	0.00	65,421.00	65,421.00	66,887.00
100-405-2010	FICA	7,796.98	8,371.13	0.00	10,162.93	0.00	0.00	0.00
100-405-2020	RETIREMENT	13,002.63	13,721.89	0.00	16,152.86	0.00	0.00	0.00
100-405-2030	INSURANCE	21,518.56	23,295.52	0.00	31,286.30	0.00	0.00	0.00
100-405-2050	WORKMANS COMPENSATION	199.96	194.07	0.00	275.19	0.00	0.00	0.00
100-405-2060	UNEMPLOYMENT INSURANCE	287.55	163.55	0.00	129.81	0.00	0.00	0.00
100-405-3100	OFFICE SUPPLIES	303.43	295.88	500.00	486.90	500.00	700.00	700.00
100-405-4211	COMMUNICATIONS	600.00	602.00	650.00	851.08	900.00	650.00	650.00
100-405-4231	TRANSPORTATION	4,830.00	4,830.00	5,000.00	4,435.16	5,000.00	5,000.00	5,000.00
100-405-4232	CONFERENCES, SEMINARS	5,155.92	4,916.91	6,600.00	6,442.55	6,600.00	7,500.00	7,000.00
100-405-5750	FURNITURE/EQUIPMENT	247.16	450.26	500.00	380.23	381.00	500.00	500.00
100-405-5756	COPIER LEASE/USAGE	1,345.40	1,310.02	1,450.00	1,265.28	1,450.00	1,450.00	1,450.00
Department: 405 - VETERANS SERVICE Total:		156,440.57	167,192.68	239,924.00	205,159.30	240,055.00	241,024.00	247,499.00

FY 25-26 Approved Budget Report

For Fiscal: 2024-2025 Period Ending: 08/31/2025

		2022-2023	2023-2024	2024-2025	2024-2025	2024-2025	2025-2026	2025-2026
		Total Activity	Total Activity	Total Budget	YTD Activity	PROJECTED	REQUESTED	PROPOSED
Department: 406 - HUMAN RESOURCES								
100-406-1100	SALARY	79,828.21	84,652.04	88,815.00	76,738.27	888,150.00	90,815.00	91,597.00
100-406-1105	DEPUTIES/ASSISTANTS SALARIES	310,812.61	334,383.77	382,896.00	319,277.38	382,896.00	401,581.00	426,354.00
100-406-2000	FRINGE BENEFITS	0.00	0.00	192,185.00	0.00	192,185.00	200,459.00	210,180.00
100-406-2010	FICA	29,768.46	31,571.04	0.00	29,554.95	0.00	0.00	0.00
100-406-2020	RETIREMENT	49,526.98	52,112.30	0.00	48,403.05	0.00	0.00	0.00
100-406-2030	INSURANCE	68,178.25	77,705.27	0.00	81,500.50	0.00	0.00	0.00
100-406-2050	WORKMANS COMPENSATION	701.90	679.28	0.00	699.16	0.00	0.00	0.00
100-406-2060	UNEMPLOYMENT INSURANCE	1,090.27	609.84	0.00	386.14	0.00	0.00	0.00
100-406-3100	OFFICE SUPPLIES	3,132.23	2,288.22	3,500.00	1,670.22	2,000.00	3,500.00	3,500.00
100-406-4100	PROFESSIONAL SERVICES	5,494.43	2,000.15	6,000.00	1,541.88	1,800.00	6,000.00	6,000.00
100-406-4211	COMMUNICATIONS	7,625.64	7,694.85	7,787.00	7,121.94	7,787.00	8,172.00	8,172.00
100-406-4231	TRANSPORTATION	9,736.75	9,666.24	10,994.00	10,273.58	10,994.00	16,172.00	14,594.00
100-406-4232	CONFERENCES AND SEMINARS	3,979.12	3,781.25	6,500.00	5,543.44	6,000.00	7,500.00	6,500.00
100-406-5750	MACHINERY/EQUIPMENT	270.76	898.10	1,500.00	1,113.87	1,114.00	3,000.00	1,500.00
100-406-5756	COPIER LEASE/USAGE	4,491.08	3,874.67	5,000.00	3,113.13	4,000.00	5,000.00	5,000.00
Department: 406 - HUMAN RESOURCES Total:		574,636.69	611,917.02	705,177.00	586,937.51	1,496,926.00	742,199.00	773,397.00

FY 25-26 Approved Budget Report

For Fiscal: 2024-2025 Period Ending: 08/31/2025

		2022-2023	2023-2024	2024-2025	2024-2025	2024-2025	2025-2026	2025-2026
		Total Activity	Total Activity	Total Budget	YTD Activity	PROJECTED	REQUESTED	PROPOSED
Department: 407 - 911 COMMUNICATIONS								
100-407-1100	SALARIES	71,636.27	93,447.63	100,798.00	87,387.62	100,798.00	100,798.00	106,846.00
100-407-1105	COMMUNICATIONS ASSISTANTS	1,082,084.56	1,377,564.93	1,744,517.00	1,413,688.35	1,744,517.00	1,744,517.00	1,845,667.00
100-407-1900	CERTIFICATION COMPENSATION	19,325.00	17,481.94	23,100.00	22,066.99	23,100.00	23,100.00	23,100.00
100-407-1920	OVERTIME COMPENSATION	112,292.01	237,002.55	25,000.00	182,849.34	208,970.00	25,000.00	25,000.00
100-407-2000	FRINGE BENEFITS	0.00	0.00	771,866.00	0.00	771,866.00	771,866.00	785,374.00
100-407-2010	FICA	96,098.63	128,614.74	0.00	125,971.43	0.00	0.00	0.00
100-407-2020	RETIREMENT	156,564.30	206,693.59	0.00	200,869.77	0.00	0.00	0.00
100-407-2030	INSURANCE	194,697.53	237,339.95	0.00	297,869.65	0.00	0.00	0.00
100-407-2050	WORKERS COMPENSATION	2,599.59	2,523.02	0.00	2,747.70	0.00	0.00	0.00
100-407-2060	UNEMPLOYMENT INSURANCE	3,549.88	2,514.84	0.00	1,706.69	0.00	0.00	0.00
100-407-3100	OFFICE SUPPLIES	6,895.28	4,545.42	7,000.00	3,715.04	4,515.00	7,000.00	7,000.00
100-407-3213	UNIFORMS	744.52	748.00	1,000.00	1,072.70	1,072.00	1,500.00	1,500.00
100-407-4110	PRE-EMPLOYMENT EXPENSES	3,250.00	3,890.00	4,000.00	1,700.00	1,700.00	4,000.00	4,000.00
100-407-4211	COMMUNICATIONS	4,385.00	5,898.75	4,560.00	4,653.03	5,160.00	5,160.00	5,160.00
100-407-4231	TRANSPORTATION	0.00	315.00	575.00	0.00	0.00	575.00	575.00
100-407-4232	CONFERENCES AND SEMINARS	516.59	536.00	3,200.00	2,512.75	1,500.00	3,200.00	3,200.00
100-407-4233	TCLEOSE TRAINING	4,993.62	6,386.00	6,500.00	3,411.00	600.00	6,500.00	6,500.00
100-407-4999	MISCELLANEOUS	0.00	71.00	0.00	0.00	0.00	0.00	0.00
100-407-5750	EQUIPMENT	4,947.26	3,982.95	6,500.00	9,591.28	9,592.00	6,500.00	6,500.00
100-407-5756	COPIER LEASE/USAGE	6,247.40	6,599.77	6,200.00	5,584.19	6,200.00	6,200.00	6,200.00
100-407-5757	COMPUTER EQUIPMENT	0.00	0.00	0.00	0.00	0.00	8,820.00	8,820.00
Department: 407 - 911 COMMUNICATIONS Total:		1,770,827.44	2,336,156.08	2,704,816.00	2,367,397.53	2,879,590.00	2,714,736.00	2,835,442.00

FY 25-26 Approved Budget Report

For Fiscal: 2024-2025 Period Ending: 08/31/2025

		2022-2023	2023-2024	2024-2025	2024-2025	2024-2025	2025-2026	2025-2026
		Total Activity	Total Activity	Total Budget	YTD Activity	PROJECTED	REQUESTED	PROPOSED
Department: 409 - PUBLIC HEALTH DEPARTMENT								
100-409-1100	SALARY	0.00	0.00	90,000.00	77,640.75	90,000.00	115,000.00	92,700.00
100-409-1105	ASSISTANT SALARY	0.00	0.00	40,000.00	23,139.76	40,000.00	75,000.00	75,000.00
100-409-1120	MEDICAL SALARIES	0.00	0.00	0.00	0.00	0.00	141,036.00	75,934.00
100-409-2000	FRINGE BENEFITS	0.00	0.00	53,000.00	0.00	53,000.00	132,414.00	98,474.00
100-409-2010	FICA	0.00	0.00	0.00	8,052.08	0.00	0.00	0.00
100-409-2020	RETIREMENT	0.00	0.00	0.00	11,947.96	0.00	0.00	0.00
100-409-2030	INSURANCE	0.00	0.00	0.00	8,034.89	0.00	0.00	0.00
100-409-2050	WORKMANS COMPENSATION	0.00	0.00	0.00	150.84	0.00	0.00	0.00
100-409-2060	UNEMPLOYMENT INSURANCE	0.00	0.00	0.00	92.76	0.00	0.00	0.00
100-409-3100	OFFICE SUPPLIES	0.00	0.00	1,000.00	537.76	600.00	20,209.00	9,433.00
100-409-4100	PROFESSIONAL SERVICES	0.00	0.00	2,500.00	959.42	1,000.00	3,000.00	2,500.00
100-409-4211	COMMUNICATIONS	0.00	0.00	2,400.00	1,803.73	2,000.00	9,600.00	3,600.00
100-409-4231	TRANSPORTATION	0.00	0.00	2,760.00	2,073.96	2,305.00	6,512.00	4,140.00
100-409-4232	CONFERENCES/TRAINING	0.00	0.00	2,000.00	658.25	700.00	4,330.00	2,000.00
100-409-5750	FURNITURE/EQUIPMENT	0.00	0.00	2,500.00	0.00	0.00	10,000.00	16,500.00
100-409-5757	COMPUTER EQUIPMENT	0.00	0.00	0.00	0.00	0.00	59,018.95	2,750.00
100-409-5900	CAPITAL ASSET	0.00	0.00	0.00	0.00	0.00	17,576.00	17,576.00
Department: 409 - PUBLIC HEALTH DEPARTMENT Total:		0.00	0.00	196,160.00	135,092.16	189,605.00	593,695.95	400,607.00

FY 25-26 Approved Budget Report

For Fiscal: 2024-2025 Period Ending: 08/31/2025

		2022-2023 Total Activity	2023-2024 Total Activity	2024-2025 Total Budget	2024-2025 YTD Activity	2024-2025 PROJECTED	2025-2026 REQUESTED	2025-2026 PROPOSED
Department: 410 - GRANTS								
100-410-1012	SCAAP PROGRAM GRANT	31,338.56	14,528.58	15,400.00	17,139.76	17,139.76	0.00	0.00
100-410-4101	HELPING HEROES PROGRAM G...	3,169.41	291.00	195.00	0.00	0.00	195.00	195.00
100-410-4102	BODY WORN CAMERA GRANT	0.00	0.00	0.00	0.00	0.00	0.00	0.00
100-410-4103	BULLET-RESISTANT SHIELD GR...	56,665.75	0.00	0.00	0.00	0.00	0.00	0.00
100-410-4104	THC COURTHOUSE RENOVATI...	5,727.70	255,272.30	0.00	0.00	0.00	0.00	0.00
100-410-4105	THC HISTORICAL JAIL RENOVAT...	25,454.20	0.00	0.00	0.00	0.00	0.00	0.00
100-410-4106	DFPS/EARLY CHILDHOOD SYST...	112,500.00	206,250.00	225,000.00	225,000.00	225,000.00	0.00	0.00
100-410-4107	FAMILY CRISIS CENTER GRANT	111,080.26	14,774.66	0.00	0.00	0.00	0.00	0.00
100-410-4111	ST. DAVID'S- SPONSORSHIPS	1,550.00	0.00	0.00	0.00	0.00	0.00	0.00
100-410-4113	ST. DAVID'S FOUNDATION	71,838.78	176,351.43	0.00	0.00	0.00	0.00	0.00
100-410-4115	HOME VISITING GRANT-ARPA	24,450.40	89,400.24	0.00	0.00	0.00	0.00	0.00
100-410-4119	2022 BULLETPROOF VEST GRA...	987.60	2,321.69	0.00	0.00	0.00	0.00	0.00
100-410-4125	SAVNS- VINE GRANT	17,505.23	18,030.39	18,000.00	13,928.49	13,928.49	18,800.00	18,800.00
100-410-4126	HAVA GRANT	0.00	0.00	0.00	0.00	0.00	42,500.00	42,500.00
100-410-4146	EDA-SHELTER & COMMUNITY ...	707,255.75	1,413,892.90	300,000.00	10,000.00	10,000.00	0.00	0.00
100-410-4152	STONY POINT GRANT	22,000.00	298,476.52	90,648.00	44,850.34	44,850.34	0.00	0.00
100-410-4159	TWDB Flood Protection Planning	730,954.82	446,306.98	0.00	155,350.00	155,350.00	0.00	0.00
100-410-4168	HOGG FOUNDATION GRANT	69,648.81	158,718.87	150,000.00	0.00	0.00	0.00	0.00
100-410-4169	HOME VISITING GRANT	711,043.35	1,071,717.94	800,000.00	919,678.12	919,678.12	0.00	0.00
100-410-4179	2021 BULLETPROOF VEST GRA...	6,450.00	0.00	0.00	0.00	0.00	0.00	0.00
100-410-4181	2023 BULLETPROOF VEST GRA...	0.00	203.31	450.00	450.72	450.72	0.00	0.00
100-410-4183	2024 BULLETPROOF VEST GRA...	0.00	0.00	0.00	8,744.02	8,744.02	0.00	0.00
100-410-4184	NACCHO GRANT	0.00	27,855.00	30,000.00	223.00	223.00	4,445.00	4,445.00
100-410-4185	STDF HOUSING + HEALTH GRA...	0.00	0.00	0.00	176,859.37	176,859.37	300,000.00	300,000.00
100-410-4186	ST DAVIDS PATHWAYS	0.00	0.00	0.00	0.00	0.00	1,000,000.00	1,000,000.00
Department: 410 - GRANTS Total:		2,709,620.62	4,194,391.81	1,629,693.00	1,572,223.82	1,572,223.82	1,365,940.00	1,365,940.00

FY 25-26 Approved Budget Report

For Fiscal: 2024-2025 Period Ending: 08/31/2025

		2022-2023	2023-2024	2024-2025	2024-2025	2024-2025	2025-2026	2025-2026
		Total Activity	Total Activity	Total Budget	YTD Activity	PROJECTED	REQUESTED	PROPOSED
Department: 426 - COUNTY COURT AT LAW								
100-426-1100	SALARY	283,607.40	178,533.37	188,600.00	160,185.19	188,600.00	232,700.00	232,700.00
100-426-1110	OFFICE SALARIES	156,992.48	168,828.90	178,239.00	152,515.14	178,239.00	178,239.00	184,271.00
100-426-1115	COURT REPORTER SALARIES	151,818.33	84,763.71	101,352.00	89,630.13	101,352.00	101,352.00	104,393.00
100-426-2000	FRINGE BENEFITS	0.00	0.00	189,777.00	0.00	189,777.00	204,916.00	206,263.00
100-426-2010	FICA	41,977.64	32,073.97	0.00	30,534.76	0.00	0.00	0.00
100-426-2020	RETIREMENT	73,010.98	52,533.56	0.00	47,925.03	0.00	0.00	0.00
100-426-2030	INSURANCE	54,833.42	44,161.97	0.00	42,335.48	0.00	0.00	0.00
100-426-2050	WORKMANS COMPENSATION	399.93	388.17	0.00	399.51	0.00	0.00	0.00
100-426-2060	UNEMPLOYMENT INSURANCE	872.18	409.39	0.00	268.82	0.00	0.00	0.00
100-426-3100	OFFICE SUPPLIES	1,770.33	1,047.99	2,000.00	1,884.17	2,000.00	2,000.00	2,000.00
100-426-3999	VISITING JUDGE	7,184.12	8,904.27	7,000.00	10,035.73	11,000.00	7,000.00	7,000.00
100-426-4100	CT REPORTER	6,410.84	7,800.00	5,000.00	8,695.60	9,000.00	5,000.00	5,000.00
100-426-4101	PROFESSIONAL SERVICES	3,985.00	15,761.00	10,000.00	15,974.50	16,000.00	10,000.00	10,000.00
100-426-4102	INTERPRETER	18,737.05	21,340.22	17,000.00	21,868.06	22,000.00	17,000.00	17,000.00
100-426-4130	CT APPOINTED ATTY CPS/PROB...	348,959.26	322,404.27	250,000.00	224,703.70	230,000.00	250,000.00	250,000.00
100-426-4131	CT APPOINTED ATTY MISDEME...	190,131.25	211,492.78	200,000.00	206,954.00	200,000.00	200,000.00	200,000.00
100-426-4132	CT APPOINTED ATTY JUVENILE	15,658.92	29,535.15	50,000.00	21,175.01	25,000.00	50,000.00	50,000.00
100-426-4133	INVESTIGATOR	7,261.53	4,261.37	6,000.00	2,916.25	3,000.00	6,000.00	6,000.00
100-426-4134	PSYCH EVAL	0.00	0.00	2,000.00	1,680.00	2,000.00	2,000.00	2,000.00
100-426-4211	COMMUNICATIONS	2,829.00	3,183.00	3,120.00	2,743.97	3,000.00	3,120.00	3,120.00
100-426-4231	TRANSPORTATION	2,760.00	2,760.00	2,760.00	2,534.01	2,760.00	2,760.00	2,760.00
100-426-4232	CONFERENCES, SEMINARS	250.00	635.00	1,250.00	640.00	640.00	1,250.00	1,250.00
100-426-5750	EQUIPMENT	0.00	1,888.00	2,500.00	0.00	0.00	2,500.00	2,500.00
100-426-5756	COPIER LEASE/USAGE	1,349.71	1,279.90	2,500.00	2,861.48	3,000.00	3,100.00	3,092.00
100-426-5757	COMPUTER EQUIPMENT	0.00	0.00	0.00	0.00	0.00	1,500.00	1,500.00
Department: 426 - COUNTY COURT AT LAW Total:		1,370,799.37	1,193,985.99	1,219,098.00	1,048,460.54	1,187,368.00	1,280,437.00	1,290,849.00

FY 25-26 Approved Budget Report

For Fiscal: 2024-2025 Period Ending: 08/31/2025

		2022-2023	2023-2024	2024-2025	2024-2025	2024-2025	2025-2026	2025-2026
		Total Activity	Total Activity	Total Budget	YTD Activity	PROJECTED	REQUESTED	PROPOSED
Department: 435 - DISTRICT COURT								
100-435-1115	COURT REPORTERS	219,378.87	312,589.55	359,230.00	332,750.59	0.00	359,230.00	365,073.00
100-435-1129	COURT ADMINISTRATOR	124,739.62	193,411.36	237,495.00	198,920.21	237,495.00	237,495.00	245,580.00
100-435-1925	SUPPLEMENT SALARIES DISTICT...	3,354.64	3,308.43	20,700.00	18,311.45	20,700.00	24,450.00	24,450.00
100-435-2000	FRINGE BENEFITS	0.00	0.00	250,970.00	0.00	250,970.00	250,970.00	251,759.00
100-435-2010	FICA	29,915.45	38,761.61	0.00	42,585.58	0.00	0.00	0.00
100-435-2020	RETIREMENT	48,948.32	61,787.78	0.00	65,195.77	0.00	0.00	0.00
100-435-2030	INSURANCE	51,273.58	69,846.06	0.00	74,942.74	0.00	0.00	0.00
100-435-2050	WORKMANS COMPENSATION	799.88	776.32	0.00	837.75	0.00	0.00	0.00
100-435-2060	UNEMPLOYMENT INSURANCE	1,153.47	716.05	0.00	493.44	0.00	0.00	0.00
100-435-3100	OFFICE SUPPLIES	3,626.61	3,287.56	10,500.00	2,767.14	4,000.00	10,500.00	10,500.00
100-435-4010	VISITING JUDGES	998.46	1,704.95	7,000.00	4,082.97	4,500.00	7,000.00	7,000.00
100-435-4100	PROFESSIONAL SERVICES	2,559.59	3,355.00	20,000.00	8,021.00	11,000.00	20,000.00	20,000.00
100-435-4102	INTERPRETER	26,540.99	29,442.99	40,000.00	46,566.83	50,000.00	50,000.00	50,000.00
100-435-4103	CT APPT ATTY FELONY - 21ST	221,690.00	302,705.00	200,000.00	331,883.00	350,000.00	300,000.00	300,000.00
100-435-4105	CT APPT ATTY FELONY - 335TH	141,255.00	256,272.50	200,000.00	246,971.20	250,000.00	300,000.00	300,000.00
100-435-4107	CT APPT ATTY FELONY - 423RD	201,090.28	333,890.52	250,000.00	287,300.02	300,000.00	300,000.00	300,000.00
100-435-4108	CT APPT ATTY CIVIL - 423RD	78,600.00	70,200.00	60,000.00	35,797.98	50,000.00	60,000.00	60,000.00
100-435-4110	CT APPT ATTY CIVIL - 465TH	0.00	10,365.50	130,000.00	30,604.81	40,000.00	100,000.00	100,000.00
100-435-4133	INVESTIGATOR	16,983.75	40,106.84	30,000.00	57,654.10	60,000.00	60,000.00	60,000.00
100-435-4134	PSYCH EVAL	27,390.14	47,090.00	45,000.00	58,190.00	60,000.00	60,000.00	60,000.00
100-435-4135	VISITING COURT REPORTERS	19,402.21	10,193.27	25,000.00	30,111.83	33,000.00	25,000.00	25,000.00
100-435-4211	COMMUNICATIONS	0.00	3,675.98	4,800.00	4,059.38	5,000.00	4,800.00	4,800.00
100-435-4231	TRANSPORTATION/PER DIEM	2,760.00	2,760.00	2,760.00	2,532.43	2,760.00	2,760.00	2,760.00
100-435-4232	CONFERENCES AND SEMINARS	1,845.30	964.25	6,500.00	1,678.94	2,000.00	6,500.00	6,500.00
100-435-4300	COURTHOUSE SECURITY	0.00	0.00	3,000.00	0.00	0.00	3,000.00	3,000.00
100-435-5750	OFFICE FURNITURE & EQUIPM...	0.00	1,743.12	2,000.00	586.53	800.00	2,000.00	2,000.00
100-435-5756	COPIER LEASE/USAGE	4,051.69	4,582.47	5,000.00	4,447.45	5,000.00	5,000.00	5,000.00
Department: 435 - DISTRICT COURT Total:		1,228,357.85	1,803,537.11	1,909,955.00	1,887,293.14	1,737,225.00	2,188,705.00	2,203,422.00

FY 25-26 Approved Budget Report

For Fiscal: 2024-2025 Period Ending: 08/31/2025

		2022-2023	2023-2024	2024-2025	2024-2025	2024-2025	2025-2026	2025-2026
		Total Activity	Total Activity	Total Budget	YTD Activity	PROJECTED	REQUESTED	PROPOSED
Department: 450 - DISTRICT CLERK								
100-450-1100	SALARY	83,145.46	87,348.97	91,651.00	79,389.56	91,651.00	91,651.00	94,498.00
100-450-1105	DEPUTIES/ASSISTANTS SALARIES	599,363.40	644,818.63	752,584.00	633,361.76	752,584.00	802,337.00	826,265.00
100-450-2000	FRINGE BENEFITS	0.00	0.00	345,194.00	0.00	345,194.00	357,595.00	362,067.00
100-450-2010	FICA	49,674.30	53,206.22	0.00	51,118.98	0.00	0.00	0.00
100-450-2020	RETIREMENT	83,816.78	88,199.93	0.00	84,107.89	0.00	0.00	0.00
100-450-2030	INSURANCE	148,305.54	156,422.44	0.00	164,074.44	0.00	0.00	0.00
100-450-2050	WORKMANS COMPENSATION	1,599.74	1,552.63	0.00	1,522.64	0.00	0.00	0.00
100-450-2060	UNEMPLOYMENT INSURANCE	1,960.16	998.61	0.00	629.87	0.00	0.00	0.00
100-450-3100	OFFICE SUPPLIES	21,530.96	20,143.72	20,000.00	24,388.91	25,000.00	24,000.00	24,000.00
100-450-4211	COMMUNICATIONS	2,100.00	2,100.00	2,100.00	1,927.65	2,100.00	2,100.00	2,100.00
100-450-4231	TRANSPORTATION	1,380.00	1,380.00	2,300.00	1,266.76	1,500.00	2,300.00	2,300.00
100-450-4232	CONFERENCES AND SEMINARS	716.86	1,529.84	4,000.00	2,164.81	2,500.00	5,000.00	5,000.00
100-450-5750	OFFICE FURNITURE & EQUIPM...	302.40	1,023.29	1,500.00	676.21	700.00	2,000.00	2,000.00
100-450-5756	COPIER LEASE/USAGE	8,430.66	9,229.18	8,400.00	7,921.15	7,500.00	8,400.00	8,400.00
100-450-5757	COMPUTER EQUIPMENT	0.00	0.00	0.00	0.00	0.00	5,750.00	5,750.00
Department: 450 - DISTRICT CLERK Total:		1,002,326.26	1,067,953.46	1,227,729.00	1,052,550.63	1,228,729.00	1,301,133.00	1,332,380.00

FY 25-26 Approved Budget Report

For Fiscal: 2024-2025 Period Ending: 08/31/2025

		2022-2023	2023-2024	2024-2025	2024-2025	2024-2025	2025-2026	2025-2026
		Total Activity	Total Activity	Total Budget	YTD Activity	PROJECTED	REQUESTED	PROPOSED
Department: 451 - JUSTICE OF PEACE #1								
100-451-1100	SALARY	66,536.21	69,960.44	74,027.00	63,984.68	74,027.00	74,027.00	76,366.00
100-451-1110	OFFICE SALARIES	141,797.35	143,153.58	161,890.00	140,062.41	161,890.00	161,890.00	167,323.00
100-451-2000	FRINGE BENEFITS	0.00	0.00	96,367.00	0.00	96,367.00	96,367.00	101,457.00
100-451-2010	FICA	16,206.15	16,093.63	0.00	15,781.77	0.00	0.00	0.00
100-451-2020	RETIREMENT	26,850.39	26,800.45	0.00	25,600.69	0.00	0.00	0.00
100-451-2030	INSURANCE	41,278.94	42,701.65	0.00	44,898.24	0.00	0.00	0.00
100-451-2050	WORKERS COMPENSATION	399.93	388.14	0.00	399.51	0.00	0.00	0.00
100-451-2060	UNEMPLOYMENT INSURANCE	495.23	221.47	0.00	138.45	0.00	0.00	0.00
100-451-3100	OFFICE SUPPLIES	6,000.00	4,983.01	8,000.00	6,453.29	6,500.00	8,000.00	8,000.00
100-451-4002	JURORS/INTERPRETERS	0.00	0.00	600.00	0.00	0.00	600.00	600.00
100-451-4211	COMMUNICATIONS	3,300.00	3,225.00	3,300.00	3,030.94	3,300.00	3,300.00	3,300.00
100-451-4231	TRANSPORTATION	7,762.56	7,762.56	12,000.00	11,015.64	12,000.00	12,000.00	12,000.00
100-451-4232	CONFERENCES & SEMINARS	727.79	1,388.22	3,000.00	2,140.20	2,000.00	3,000.00	3,000.00
100-451-5756	COPIER LEASE/USAGE	4,143.67	3,980.37	4,200.00	3,954.68	4,200.00	4,200.00	4,200.00
Department: 451 - JUSTICE OF PEACE #1 Total:		315,498.22	320,658.52	363,384.00	317,460.50	360,284.00	363,384.00	376,246.00

FY 25-26 Approved Budget Report

For Fiscal: 2024-2025 Period Ending: 08/31/2025

		2022-2023	2023-2024	2024-2025	2024-2025	2024-2025	2025-2026	2025-2026
		Total Activity	Total Activity	Total Budget	YTD Activity	PROJECTED	REQUESTED	PROPOSED
Department: 452 - JUSTICE OF PEACE #2								
100-452-1100	SALARY	71,534.85	72,344.44	76,459.00	66,416.68	76,459.00	76,459.00	78,846.00
100-452-1110	OFFICE SALARIES	113,974.89	126,969.30	180,318.00	152,443.47	180,318.00	180,318.00	180,619.00
100-452-2000	FRINGE BENEFITS	0.00	0.00	104,711.00	0.00	104,711.00	104,711.00	107,638.00
100-452-2010	FICA	14,217.77	15,347.67	0.00	16,570.99	0.00	0.00	0.00
100-452-2020	RETIREMENT	23,878.62	25,060.89	0.00	26,817.23	0.00	0.00	0.00
100-452-2030	INSURANCE	31,541.90	36,318.90	0.00	40,031.94	0.00	0.00	0.00
100-452-2050	WORKERS COMPENSATION	399.93	388.14	0.00	399.51	0.00	0.00	0.00
100-452-2060	UNEMPLOYMENT INSURANCE	326.08	248.67	0.00	162.01	0.00	0.00	0.00
100-452-3100	OFFICE SUPPLIES	2,285.05	2,428.18	3,000.00	2,764.22	2,500.00	3,000.00	3,000.00
100-452-4002	JURORS/INTERPRETERS	0.00	0.00	500.00	0.00	0.00	500.00	500.00
100-452-4211	COMMUNICATIONS	2,508.00	2,571.00	3,012.00	2,597.61	3,012.00	3,300.00	3,300.00
100-452-4231	TRANSPORTATION	7,762.56	7,762.56	12,000.00	11,015.64	12,000.00	12,000.00	12,000.00
100-452-5756	COPIER LEASE/USAGE	3,325.28	3,284.66	3,200.00	3,114.84	3,200.00	3,200.00	3,200.00
Department: 452 - JUSTICE OF PEACE #2 Total:		271,754.93	292,724.41	383,200.00	322,334.14	382,200.00	383,488.00	389,103.00

FY 25-26 Approved Budget Report

For Fiscal: 2024-2025 Period Ending: 08/31/2025

		2022-2023	2023-2024	2024-2025	2024-2025	2024-2025	2025-2026	2025-2026
		Total Activity	Total Activity	Total Budget	YTD Activity	PROJECTED	REQUESTED	PROPOSED
Department: 453 - JUSTICE OF PEACE #3								
100-453-1100	SALARY	65,960.21	69,240.44	73,163.00	63,120.68	73,163.00	73,163.00	75,934.00
100-453-1110	OFFICE SALARIES	121,893.18	126,595.84	159,784.00	123,287.27	159,784.00	159,784.00	170,053.00
100-453-2000	FRINGE BENEFITS	0.00	0.00	95,179.00	0.00	95,179.00	95,179.00	102,358.00
100-453-2010	FICA	14,223.40	14,839.14	0.00	13,980.31	0.00	0.00	0.00
100-453-2020	RETIREMENT	23,745.59	24,843.12	0.00	23,519.20	0.00	0.00	0.00
100-453-2030	INSURANCE	40,912.54	46,550.24	0.00	43,730.04	0.00	0.00	0.00
100-453-2050	WORKMENS COMPENSATION	399.93	290.34	0.00	399.51	0.00	0.00	0.00
100-453-2060	UNEMPLOYMENT INSURANCE	394.70	200.37	0.00	119.69	0.00	0.00	0.00
100-453-3100	OFFICE SUPPLIES	1,595.13	3,553.49	2,500.00	2,779.06	3,000.00	3,500.00	3,500.00
100-453-4002	JURORS/INTERPRETERS	0.00	260.00	500.00	0.00	500.00	500.00	500.00
100-453-4211	COMMUNICATIONS	3,755.88	3,679.90	3,758.00	3,365.48	3,758.00	3,764.00	3,764.00
100-453-4231	TRANSPORTATION	7,762.56	7,762.56	12,000.00	11,015.64	12,000.00	12,000.00	12,000.00
100-453-5756	COPIER LEASE/USAGE	1,366.26	1,542.05	1,400.00	1,668.03	1,800.00	2,000.00	2,000.00
Department: 453 - JUSTICE OF PEACE #3 Total:		282,009.38	299,357.49	348,284.00	286,984.91	349,184.00	349,890.00	370,109.00

FY 25-26 Approved Budget Report

For Fiscal: 2024-2025 Period Ending: 08/31/2025

		2022-2023	2023-2024	2024-2025	2024-2025	2024-2025	2025-2026	2025-2026
		Total Activity	Total Activity	Total Budget	YTD Activity	PROJECTED	REQUESTED	PROPOSED
Department: 454 - JUSTICE OF PEACE #4								
100-454-1100	SALARY	70,960.21	74,240.44	78,163.00	68,120.68	78,163.00	78,163.00	80,358.00
100-454-1110	OFFICE SALARIES	129,249.25	133,834.85	145,668.00	126,637.87	145,668.00	145,668.00	150,292.00
100-454-2000	FRINGE BENEFITS	0.00	0.00	91,532.00	0.00	91,532.00	91,532.00	95,644.00
100-454-2010	FICA	15,197.62	15,541.09	0.00	14,687.08	0.00	0.00	0.00
100-454-2020	RETIREMENT	25,603.22	26,108.07	0.00	24,338.38	0.00	0.00	0.00
100-454-2030	INSURANCE	43,120.88	46,605.92	0.00	44,911.88	0.00	0.00	0.00
100-454-2050	WORKERS COMPENSATION	399.93	388.14	0.00	399.51	0.00	0.00	0.00
100-454-2060	UNEMPLOYMENT INSURANCE	403.75	208.19	0.00	126.47	0.00	0.00	0.00
100-454-3100	OFFICE SUPPLIES	3,000.00	4,226.35	3,000.00	3,214.76	3,200.00	3,000.00	3,000.00
100-454-4002	JURORS/INTERPRETERS	0.00	0.00	1,000.00	455.00	500.00	1,000.00	1,000.00
100-454-4211	COMMUNICATIONS	1,678.00	1,500.00	1,800.00	1,376.98	1,800.00	1,800.00	1,800.00
100-454-4231	TRANSPORTATION	7,762.56	7,762.56	12,000.00	11,015.64	12,000.00	12,000.00	12,000.00
100-454-5750	OFFICE FURNITURE/EQUIPMENT	1,536.88	0.00	1,500.00	1,038.28	1,100.00	1,500.00	1,500.00
100-454-5756	COPIER LEASE/USAGE	0.00	0.00	0.00	1,227.85	1,000.00	3,000.00	3,000.00
Department: 454 - JUSTICE OF PEACE #4 Total:		298,912.30	310,415.61	334,663.00	297,550.38	334,963.00	337,663.00	348,594.00

FY 25-26 Approved Budget Report

For Fiscal: 2024-2025 Period Ending: 08/31/2025

		2022-2023	2023-2024	2024-2025	2024-2025	2024-2025	2025-2026	2025-2026
		Total Activity	Total Activity	Total Budget	YTD Activity	PROJECTED	REQUESTED	PROPOSED
Department: 460 - COLLECTIONS COMPLIANC								
100-460-1100	SALARY	57,219.75	65,932.34	69,852.00	60,603.65	69,852.00	69,852.00	72,046.00
100-460-1105	ASSISTANT SALARIES	103,571.13	126,448.95	149,580.00	129,181.89	149,580.00	149,580.00	154,067.00
100-460-2000	FRINGE BENEFITS	0.00	0.00	89,773.00	0.00	89,773.00	89,773.00	89,519.00
100-460-2010	FICA	12,200.56	14,356.76	0.00	14,012.25	0.00	0.00	0.00
100-460-2020	RETIREMENT	19,674.69	23,361.67	0.00	22,541.56	0.00	0.00	0.00
100-460-2030	INSURANCE	29,713.38	41,680.70	0.00	44,935.64	0.00	0.00	0.00
100-460-2050	WORKERS COMPENSATION	299.96	291.11	0.00	375.06	0.00	0.00	0.00
100-460-2060	UNEMPLOYMENT INSURANCE	426.61	275.80	0.00	187.31	0.00	0.00	0.00
100-460-3100	OFFICE SUPPLIES	2,314.55	2,878.55	2,750.00	1,843.04	2,000.00	3,200.00	3,200.00
100-460-4211	COMMUNICATIONS	2,000.00	2,325.00	2,400.00	2,205.08	2,400.00	2,400.00	2,400.00
100-460-4231	TRANSPORTATION	0.00	0.00	1,000.00	0.00	0.00	1,000.00	1,000.00
100-460-4232	CONFERENCES & SEMINARS	2,295.74	1,983.28	3,200.00	420.00	200.00	3,200.00	3,200.00
100-460-5750	OFFICE FURNITURE & EQUIPM...	0.00	616.84	1,000.00	478.17	500.00	1,000.00	1,000.00
100-460-5756	COPIER LEASE/USAGE	2,977.68	3,773.98	3,000.00	2,925.80	3,000.00	3,000.00	3,000.00
Department: 460 - COLLECTIONS COMPLIANC Total:		232,694.05	283,924.98	322,555.00	279,709.45	317,305.00	323,005.00	329,432.00

FY 25-26 Approved Budget Report

For Fiscal: 2024-2025 Period Ending: 08/31/2025

		2022-2023	2023-2024	2024-2025	2024-2025	2024-2025	2025-2026	2025-2026
		Total Activity	Total Activity	Total Budget	YTD Activity	PROJECTED	REQUESTED	PROPOSED
Department: 474 - GENERAL COUNSEL								
100-474-1100	SALARY	0.00	0.00	140,000.00	86,227.83	140,000.00	140,000.00	144,200.00
100-474-1105	DEPUTIES/ASSISTANTS SALARIES	0.00	0.00	0.00	0.00	0.00	31,200.00	31,200.00
100-474-2000	FRINGE BENEFITS	0.00	0.00	56,500.00	0.00	56,500.00	68,480.00	70,710.00
100-474-2010	FICA	0.00	0.00	0.00	6,830.48	0.00	0.00	0.00
100-474-2020	RETIREMENT	0.00	0.00	0.00	10,095.51	0.00	0.00	0.00
100-474-2030	INSURANCE	0.00	0.00	0.00	8,161.11	0.00	0.00	0.00
100-474-2050	WORKMANS COMPENSATION	0.00	0.00	0.00	75.42	0.00	0.00	0.00
100-474-2060	UNEMPLOYMENT INSURANCE	0.00	0.00	0.00	71.18	0.00	0.00	0.00
100-474-3100	OFFICE SUPPLIES	0.00	0.00	1,000.00	384.04	400.00	1,000.00	1,000.00
100-474-4100	COURT REPORTER	0.00	0.00	2,500.00	0.00	0.00	2,500.00	2,500.00
100-474-4211	COMMUNICATIONS	0.00	0.00	1,500.00	938.31	1,000.00	1,500.00	1,500.00
100-474-4231	TRANSPORTATION	0.00	0.00	3,600.00	2,252.08	3,600.00	3,600.00	3,600.00
100-474-4232	CONFERENCES/TRAINING	0.00	0.00	2,000.00	963.70	1,000.00	2,000.00	2,000.00
100-474-5750	FURNITURE/EQUIPMENT	0.00	0.00	5,000.00	0.00	0.00	5,000.00	5,000.00
100-474-5757	COMPUTER EQUIPMENT	0.00	0.00	0.00	0.00	0.00	2,750.00	2,750.00
Department: 474 - GENERAL COUNSEL Total:		0.00	0.00	212,100.00	115,999.66	202,500.00	258,030.00	264,460.00

FY 25-26 Approved Budget Report

For Fiscal: 2024-2025 Period Ending: 08/31/2025

		2022-2023	2023-2024	2024-2025	2024-2025	2024-2025	2025-2026	2025-2026
		Total Activity	Total Activity	Total Budget	YTD Activity	PROJECTED	REQUESTED	PROPOSED
Department: 475 - DISTRICT ATTORNEY								
100-475-1100	DA STIPEND/SUPPLEMENT PR...	10,873.15	10,974.99	18,000.00	15,507.74	18,000.00	18,000.00	18,000.00
100-475-1105	DEPUTIES/ASSISTANTS SALARIES	942,198.10	1,045,925.40	1,079,027.00	886,351.36	1,079,027.00	1,079,027.00	1,105,401.00
100-475-1110	OFFICE SALARIES	287,475.08	301,052.57	394,630.00	290,287.58	394,630.00	350,340.00	306,416.00
100-475-1900	CERTIFICATION COMPENSATION	3,000.00	1,500.00	1,500.00	1,376.79	1,500.00	1,500.00	1,500.00
100-475-2000	FRINGE BENEFITS	0.00	0.00	606,767.00	0.00	606,767.00	578,946.00	560,733.00
100-475-2010	FICA	94,017.87	103,336.92	0.00	88,537.19	0.00	0.00	0.00
100-475-2020	RETIREMENT	155,125.17	165,491.58	0.00	140,875.48	0.00	0.00	0.00
100-475-2030	INSURANCE	154,333.44	177,378.14	0.00	178,213.40	0.00	0.00	0.00
100-475-2050	WORKERS COMPENSATION	1,130.89	1,227.74	0.00	1,663.96	0.00	0.00	0.00
100-475-2060	UNEMPLOYMENT INSURANCE	2,917.73	2,204.95	0.00	1,364.99	0.00	0.00	0.00
100-475-3100	OFFICE SUPPLIES	15,122.35	23,027.23	25,000.00	26,298.03	25,000.00	25,000.00	25,000.00
100-475-3101	LIBRARY/REFERENCE MATERIA...	134.00	1,122.00	3,000.00	0.00	0.00	3,000.00	3,000.00
100-475-4211	COMMUNICATIONS	4,199.40	4,580.77	4,500.00	4,328.57	4,500.00	4,500.00	4,500.00
100-475-4231	TRANSPORTATION	983.34	0.00	2,875.00	309.87	400.00	4,500.00	3,000.00
100-475-4232	CONFERENCES, SEMINARS	4,177.99	11,414.04	10,500.00	12,522.67	12,025.00	10,500.00	10,500.00
100-475-5750	MACHINERY & EQUIPMENT	513.66	0.00	5,500.00	32.41	100.00	5,500.00	5,500.00
100-475-5756	COPIER LEASE/USAGE	7,991.61	9,012.44	9,600.00	8,091.28	8,000.00	9,600.00	9,600.00
100-475-5757	COMPUTER EQUIPMENT	0.00	0.00	0.00	0.00	0.00	4,000.00	4,000.00
100-475-5900	CAPITAL ASSET	0.00	0.00	0.00	45,673.00	45,673.00	0.00	0.00
Department: 475 - DISTRICT ATTORNEY Total:		1,684,193.78	1,858,248.77	2,160,899.00	1,701,434.32	2,195,622.00	2,094,413.00	2,057,150.00

FY 25-26 Approved Budget Report

For Fiscal: 2024-2025 Period Ending: 08/31/2025

		2022-2023	2023-2024	2024-2025	2024-2025	2024-2025	2025-2026	2025-2026
		Total Activity	Total Activity	Total Budget	YTD Activity	PROJECTED	REQUESTED	PROPOSED
Department: 495 - COUNTY AUDITOR								
100-495-1100	SALARY	139,952.58	123,704.00	127,107.00	111,260.54	127,107.00	127,107.00	132,451.00
100-495-1105	ASSISTANT AUDITORS	410,544.51	395,748.47	528,271.00	424,605.65	528,271.00	528,271.00	544,440.00
100-495-2000	FRINGE BENEFITS	0.00	0.00	266,651.00	0.00	266,651.00	266,651.00	285,711.00
100-495-2010	FICA	42,302.27	41,151.47	0.00	43,190.42	0.00	0.00	0.00
100-495-2020	RETIREMENT	70,338.52	66,301.86	0.00	67,717.31	0.00	0.00	0.00
100-495-2030	INSURANCE	89,223.06	81,858.53	0.00	86,936.35	0.00	0.00	0.00
100-495-2050	WORKERS COMPENSATION	1,887.56	776.32	0.00	874.45	0.00	0.00	0.00
100-495-2060	UNEMPLOYMENT INSURANCE	1,312.31	758.86	0.00	521.41	0.00	0.00	0.00
100-495-3100	OFFICE SUPPLIES	8,234.34	3,859.41	3,800.00	11,022.55	11,000.00	3,800.00	3,800.00
100-495-4211	COMMUNICATIONS	11,534.88	10,662.14	13,660.00	9,242.22	13,660.00	13,660.00	13,660.00
100-495-4231	TRANSPORTATION	17,640.00	23,674.42	40,530.00	34,427.33	40,530.00	40,530.00	40,530.00
100-495-4232	CONFERENCES & SEMINARS	8,664.76	8,889.80	10,000.00	9,697.97	10,000.00	18,000.00	18,000.00
100-495-5750	MACHINERY & EQUIPMENT	409.11	516.28	2,500.00	0.00	2,500.00	2,500.00	2,500.00
100-495-5756	COPIER LEASE/USAGE	4,794.44	4,545.75	4,500.00	3,807.65	4,500.00	4,500.00	4,500.00
Department: 495 - COUNTY AUDITOR Total:		806,838.34	762,447.31	997,019.00	803,303.85	1,004,219.00	1,005,019.00	1,045,592.00

FY 25-26 Approved Budget Report

For Fiscal: 2024-2025 Period Ending: 08/31/2025

		2022-2023	2023-2024	2024-2025	2024-2025	2024-2025	2025-2026	2025-2026
		Total Activity	Total Activity	Total Budget	YTD Activity	PROJECTED	REQUESTED	PROPOSED
Department: 497 - COUNTY TREASURER								
100-497-1100	SALARY	86,784.66	90,467.56	94,674.00	81,666.75	94,674.00	94,674.00	98,030.00
100-497-1105	DEPUTIES/ASSISTANTS SALARIES	188,692.38	194,731.12	212,211.00	181,398.88	212,211.00	212,211.00	218,946.00
100-497-2000	FRINGE BENEFITS	0.00	0.00	125,254.00	0.00	125,254.00	125,254.00	127,793.00
100-497-2010	FICA	20,042.52	20,839.58	0.00	19,460.86	0.00	0.00	0.00
100-497-2020	RETIREMENT	34,787.12	35,345.07	0.00	31,908.51	0.00	0.00	0.00
100-497-2030	INSURANCE	48,890.46	57,072.98	0.00	54,153.31	0.00	0.00	0.00
100-497-2050	WORKERS COMPENSATION	399.93	388.14	0.00	474.93	0.00	0.00	0.00
100-497-2060	UNEMPLOYMENT INSURANCE	603.55	305.98	0.00	182.37	0.00	0.00	0.00
100-497-3100	OFFICE SUPPLIES	2,480.76	2,297.25	2,500.00	1,773.93	2,000.00	2,500.00	2,500.00
100-497-3101	RESTITUTION SUPPLIES	1,306.30	2,499.96	1,500.00	1,500.00	1,500.00	1,500.00	1,500.00
100-497-4211	COMMUNICATIONS	5,618.38	5,518.38	5,855.00	4,989.96	5,000.00	5,855.00	5,855.00
100-497-4231	TRANSPORTATION	4,190.00	4,082.50	4,140.00	3,745.23	4,000.00	4,140.00	4,140.00
100-497-4232	CONFERENCES, SEMINARS	1,911.61	1,803.14	3,200.00	1,937.14	2,000.00	3,200.00	3,200.00
100-497-5750	OFFICE FURNITURE & EQUIPM...	2,499.97	2,500.00	2,500.00	0.00	0.00	2,500.00	2,500.00
100-497-5756	COPIER LEASE/USAGE	3,626.08	3,531.68	3,700.00	3,280.08	3,700.00	3,700.00	3,700.00
Department: 497 - COUNTY TREASURER Total:		401,833.72	421,383.34	455,534.00	386,471.95	450,339.00	455,534.00	468,164.00

FY 25-26 Approved Budget Report

For Fiscal: 2024-2025 Period Ending: 08/31/2025

		2022-2023	2023-2024	2024-2025	2024-2025	2024-2025	2025-2026	2025-2026
		Total Activity	Total Activity	Total Budget	YTD Activity	PROJECTED	REQUESTED	PROPOSED
Department: 498 - PURCHASING								
100-498-1100	SALARY	77,113.46	91,204.19	95,447.00	82,518.93	95,447.00	95,447.00	98,665.00
100-498-1105	OTHER SALARY	207,555.00	219,373.15	239,454.00	202,086.48	239,454.00	285,214.00	246,784.00
100-498-2000	FRINGE BENEFITS	0.00	0.00	136,460.00	0.00	136,460.00	154,764.00	139,182.00
100-498-2010	FICA	21,217.33	22,899.17	0.00	21,423.91	0.00	0.00	0.00
100-498-2020	RETIREMENT	35,564.77	38,207.45	0.00	34,473.21	0.00	0.00	0.00
100-498-2030	INSURANCE	43,762.97	46,340.50	0.00	44,795.46	0.00	0.00	0.00
100-498-2050	WORKERS COMPENSATION	471.00	485.21	0.00	499.39	0.00	0.00	0.00
100-498-2060	UNEMPLOYMENT	657.66	460.06	0.00	286.31	0.00	0.00	0.00
100-498-3100	OFFICE SUPPLIES	1,571.61	1,820.96	2,200.00	1,936.49	2,200.00	8,500.00	7,200.00
100-498-3213	UNIFORMS	677.94	686.08	800.00	299.95	400.00	500.00	500.00
100-498-4100	PROFESSIONAL SERVICES	1,752.31	614.00	2,500.00	481.00	1,000.00	1,500.00	1,500.00
100-498-4211	COMMUNICATIONS	4,235.00	4,239.04	4,356.00	3,911.42	4,000.00	4,956.00	4,356.00
100-498-4231	TRANSPORTATION	4,154.01	4,140.00	5,200.00	5,060.61	6,000.00	8,940.00	7,740.00
100-498-4232	CONFERENCES & SEMINARS	1,842.51	1,227.00	6,000.00	4,955.92	5,000.00	6,000.00	6,000.00
100-498-4542	FUEL	758.60	971.39	1,250.00	854.76	1,000.00	1,800.00	1,250.00
100-498-4543	VEHICLE MAINTENANCE	846.66	1,813.68	3,000.00	1,134.26	1,300.00	3,000.00	3,000.00
100-498-5750	MACHINERY & EQUIPMENT	154.31	4,428.18	5,000.00	0.00	0.00	0.00	0.00
100-498-5756	COPIER LEASE/USAGE	2,352.90	2,335.37	4,000.00	3,044.58	4,000.00	4,000.00	4,000.00
100-498-5757	COMPUTER EQUIPMENT	0.00	0.00	0.00	0.00	0.00	8,513.00	0.00
100-498-5900	CAPITAL ASSET	0.00	0.00	0.00	0.00	0.00	35,000.00	0.00
Department: 498 - PURCHASING Total:		404,688.04	441,245.43	505,667.00	407,762.68	496,261.00	618,134.00	520,177.00

FY 25-26 Approved Budget Report

For Fiscal: 2024-2025 Period Ending: 08/31/2025

		2022-2023	2023-2024	2024-2025	2024-2025	2024-2025	2025-2026	2025-2026
		Total Activity	Total Activity	Total Budget	YTD Activity	PROJECTED	REQUESTED	PROPOSED
Department: 499 - TAX ASSESSOR/COLLECT								
100-499-1100	SALARY	86,181.65	90,467.56	95,250.00	82,236.80	95,250.00	95,250.00	98,234.00
100-499-1105	DEPUTIES/ASSISTANTS SALARIES	666,237.68	708,697.41	895,418.00	765,013.92	895,418.00	937,518.00	921,383.00
100-499-2000	FRINGE BENEFITS	0.00	0.00	405,267.00	0.00	405,267.00	422,107.00	404,271.00
100-499-2010	FICA	57,333.54	60,823.51	0.00	63,458.92	0.00	0.00	0.00
100-499-2020	RETIREMENT	89,852.83	96,614.82	0.00	99,856.71	0.00	0.00	0.00
100-499-2030	INSURANCE	148,172.41	179,010.58	0.00	209,159.75	0.00	0.00	0.00
100-499-2050	WORKERS COMPENSATION	1,570.81	1,552.63	0.00	1,598.06	0.00	0.00	0.00
100-499-2060	UNEMPLOYMENT INSURANCE	2,105.63	1,112.72	0.00	772.30	0.00	0.00	0.00
100-499-3100	OFFICE SUPPLIES	18,105.35	22,008.43	22,000.00	19,050.67	21,775.00	22,000.00	22,000.00
100-499-4100	PROFESSIONAL SERVICES	717,172.57	770,697.62	966,606.00	966,757.02	966,757.02	0.00	0.00
100-499-4211	COMMUNICATIONS	2,100.00	2,100.00	2,350.00	2,478.30	2,835.00	2,700.00	2,700.00
100-499-4231	TRANSPORTATION	9,244.65	9,438.53	9,833.00	14,040.49	16,050.00	9,833.00	9,833.00
100-499-4232	CONFERENCES AND SEMINARS	11,357.74	8,484.51	10,000.00	5,823.39	6,655.00	10,000.00	10,000.00
100-499-4500	CONTRACTS	43,737.70	0.00	0.00	0.00	0.00	30,000.00	0.00
100-499-5756	COPIER LEASE/USAGE	5,209.97	5,365.68	5,400.00	821.53	940.00	1,600.00	1,600.00
100-499-5900	CAPITAL ASSET	5,995.00	0.00	0.00	0.00	0.00	0.00	0.00
Department: 499 - TAX ASSESSOR/COLLECT Total:		1,864,377.53	1,956,374.00	2,412,124.00	2,231,067.86	2,410,947.02	1,531,008.00	1,470,021.00

FY 25-26 Approved Budget Report

For Fiscal: 2024-2025 Period Ending: 08/31/2025

		2022-2023	2023-2024	2024-2025	2024-2025	2024-2025	2025-2026	2025-2026
		Total Activity	Total Activity	Total Budget	YTD Activity	PROJECTED	REQUESTED	PROPOSED
Department: 500 - TAX COLLECTIONS								
100-500-1110	OFFICE SALARIES	376,784.18	373,024.09	408,365.00	362,501.01	408,365.00	408,365.00	417,715.00
100-500-2000	FRINGE BENEFITS	0.00	0.00	166,846.00	0.00	166,846.00	166,846.00	163,637.00
100-500-2010	FICA	28,463.09	27,999.01	0.00	26,900.60	0.00	0.00	0.00
100-500-2020	RETIREMENT	43,807.29	45,075.99	0.00	42,729.70	0.00	0.00	0.00
100-500-2030	INSURANCE	64,850.08	81,420.32	0.00	77,440.96	0.00	0.00	0.00
100-500-2050	WORKMANS COMPENSATION	699.89	679.28	0.00	699.16	0.00	0.00	0.00
100-500-2060	UNEMPLOYMENT INSURANCE	924.56	560.21	0.00	342.03	0.00	0.00	0.00
100-500-3100	OFFICE SUPPLIES	20,733.01	15,567.97	19,000.00	19,359.64	22,125.00	19,000.00	19,000.00
100-500-4211	COMMUNICATIONS	600.00	624.00	600.00	25.00	25.00	0.00	0.00
100-500-4212	POSTAGE	24,632.85	59,747.59	30,000.00	39,500.00	0.00	32,100.00	32,100.00
100-500-4231	TRANSPORTATION	1,725.00	3,121.86	2,760.00	2,542.67	2,905.00	2,760.00	2,760.00
100-500-4232	CONFERENCES AND SEMINARS	5,025.70	4,669.85	5,000.00	4,758.55	5,440.00	5,000.00	5,000.00
100-500-4500	MAINTENANCE/CONTRACTS	539.50	1,680.00	3,000.00	2,133.20	2,440.00	3,000.00	3,000.00
100-500-5750	MACHINERY/EQUIPMENT	727.70	1,000.00	1,000.00	1,505.96	1,721.00	1,000.00	1,000.00
100-500-5756	COPIER LEASE/USAGE	1,322.77	1,934.97	3,800.00	5,405.80	5,680.00	5,800.00	5,800.00
Department: 500 - TAX COLLECTIONS Total:		570,835.62	617,105.14	640,371.00	585,844.28	615,547.00	643,871.00	650,012.00

FY 25-26 Approved Budget Report

For Fiscal: 2024-2025 Period Ending: 08/31/2025

		2022-2023	2023-2024	2024-2025	2024-2025	2024-2025	2025-2026	2025-2026
		Total Activity	Total Activity	Total Budget	YTD Activity	PROJECTED	REQUESTED	PROPOSED
Department: 505 - INFORMATION TECH								
100-505-1100	SALARY	113,668.21	119,491.37	124,375.00	107,504.32	124,375.00	124,375.00	128,221.00
100-505-1101	COMMUNICATIONS SALARIES	114,555.05	75,252.87	79,965.00	70,743.14	79,965.00	149,965.00	154,237.00
100-505-1105	IT ASSISTANTS SALARIES	500,538.12	554,333.06	636,618.00	542,464.96	636,618.00	903,588.00	739,256.00
100-505-1107	GIS MAPPING SALARIES	295,961.51	226,083.90	299,964.00	252,257.11	299,964.00	359,964.00	316,404.00
100-505-2000	FRINGE BENEFITS	0.00	0.00	463,369.00	0.00	463,369.00	622,157.00	548,999.00
100-505-2010	FICA	77,755.31	74,179.13	0.00	73,949.21	0.00	0.00	0.00
100-505-2020	RETIREMENT	127,390.95	119,988.67	0.00	117,257.92	0.00	0.00	0.00
100-505-2030	INSURANCE	135,379.81	142,508.71	0.00	152,326.80	0.00	0.00	0.00
100-505-2050	WORKMANS COMPENSATION	1,735.50	1,708.96	0.00	1,878.31	0.00	0.00	0.00
100-505-2060	UNEMPLOYMENT INSURANCE	2,378.78	1,366.13	0.00	965.63	0.00	0.00	0.00
100-505-3100	OFFICE SUPPLIES	3,791.38	4,253.04	4,000.00	3,998.90	3,998.00	5,000.00	5,000.00
100-505-4100	PROFESSIONAL SERVICES	60.00	6,405.00	7,500.00	785.00	941.00	7,500.00	7,500.00
100-505-4211	COMMUNICATIONS	24,579.00	24,967.82	28,800.00	20,455.39	28,800.00	30,000.00	32,400.00
100-505-4212	COMMUNICATION RADIO SYST...	52,271.44	54,250.96	50,000.00	41,492.15	49,200.00	50,000.00	50,000.00
100-505-4213	RADIO REPAIR	12,208.57	8,134.62	15,000.00	6,242.90	8,000.00	15,000.00	15,000.00
100-505-4214	TOWER REPAIR	16,144.98	20,075.55	25,000.00	458,416.44	447,376.00	25,000.00	25,000.00
100-505-4231	TRANSPORTATION	15,930.08	15,278.64	18,000.00	15,143.00	18,000.00	25,500.00	25,000.00
100-505-4232	CONFERENCES AND SEMINARS	4,906.62	5,578.54	7,500.00	6,338.18	6,270.00	18,000.00	18,000.00
100-505-4235	TRAINING	28,589.11	12,970.59	100,000.00	56,378.60	60,000.00	40,000.00	30,000.00
100-505-4500	SOFTWARE MAINTENANCE	749,533.04	973,186.04	1,675,000.00	1,829,171.42	1,823,674.00	2,246,726.00	2,246,726.00
100-505-4501	HARDWARE MAINTENANCE	79,808.09	130,903.25	80,000.00	94,349.77	94,350.00	80,000.00	80,000.00
100-505-4502	PHONE MAINTENANCE SYSTEM	8,312.37	4,285.90	10,000.00	9,995.86	9,995.00	10,000.00	10,000.00
100-505-4503	COMMUNICATIONS CONTRACT	318,828.28	333,595.34	350,000.00	345,012.50	320,000.00	364,000.00	364,000.00
100-505-4504	TOWER RENTAL CONTRACT	34,812.40	36,204.92	35,000.00	34,596.86	31,419.00	35,000.00	35,000.00
100-505-4510	MAINTENANCE & REPAIRS	10,017.05	11,727.99	15,000.00	9,092.37	10,000.00	15,000.00	15,000.00
100-505-4542	FUEL	2,561.15	4,397.70	5,000.00	4,124.18	5,000.00	15,000.00	5,000.00
100-505-4543	VEHICLE MAINTENANCE	3,068.90	2,289.17	2,000.00	3,833.80	3,824.00	10,000.00	3,000.00
100-505-5750	MACHINERY/EQUIPMENT	1,132,106.25	241,646.85	88,000.00	54,620.29	54,000.00	255,000.00	255,000.00
100-505-5755	COPIER LEASE/USAGE	3,011.22	3,388.41	5,500.00	3,194.89	5,500.00	5,500.00	5,500.00
100-505-5756	COMPUTER LEASE	55,959.16	55,825.27	56,000.00	55,666.40	55,667.00	64,000.00	64,000.00
100-505-5757	COMPUTER PURCHASES	80,640.61	102,280.53	163,190.00	153,892.31	153,893.00	27,000.00	27,000.00

FY 25-26 Approved Budget Report

For Fiscal: 2024-2025 Period Ending: 08/31/2025

	2022-2023 Total Activity	2023-2024 Total Activity	2024-2025 Total Budget	2024-2025 YTD Activity	2024-2025 PROJECTED	2025-2026 REQUESTED	2025-2026 PROPOSED
100-505-5758 COMPUTER LEASE INTEREST	14,253.00	30,270.00	0.00	0.00	0.00	0.00	0.00
100-505-5900 CAPITAL ASSET	0.00	63,156.70	0.00	12,851.67	12,852.00	160,000.00	0.00
Department: 505 - INFORMATION TECH Total:	4,020,755.94	3,459,985.63	4,344,781.00	4,539,000.28	4,807,050.00	5,663,275.00	5,205,243.00

FY 25-26 Approved Budget Report

For Fiscal: 2024-2025 Period Ending: 08/31/2025

		2022-2023	2023-2024	2024-2025	2024-2025	2024-2025	2025-2026	2025-2026
		Total Activity	Total Activity	Total Budget	YTD Activity	PROJECTED	REQUESTED	PROPOSED
Department: 510 - GENERAL SERVICES								
100-510-1100	SALARY	65,936.35	69,051.42	73,102.00	63,250.28	73,102.00	73,102.00	75,403.00
100-510-1115	OTHER SALARIES	575,099.44	616,909.12	803,878.00	645,894.73	803,878.00	1,317,546.00	873,157.00
100-510-2000	FRINGE BENEFITS	0.00	0.00	360,292.00	0.00	360,292.00	556,259.00	383,323.00
100-510-2010	FICA	48,562.94	51,695.41	0.00	53,369.24	0.00	0.00	0.00
100-510-2020	RETIREMENT	80,181.48	84,248.37	0.00	85,100.15	0.00	0.00	0.00
100-510-2030	GROUP INSURANCE	153,748.10	169,623.84	0.00	193,072.97	0.00	0.00	0.00
100-510-2050	WORKERS COMPENSATION	15,747.95	14,672.84	0.00	14,728.49	0.00	0.00	0.00
100-510-2060	UNEMPLOYMENT INSURANCE	2,012.34	1,104.10	0.00	700.39	0.00	0.00	0.00
100-510-3100	OFFICE SUPPLIES	81.95	366.06	2,240.00	447.21	500.00	3,440.00	2,240.00
100-510-3318	JANITORIAL SUPPLIES	54,883.37	52,053.58	48,000.00	65,374.12	70,000.00	64,000.00	64,000.00
100-510-4100	CONTRACTED JANITORIAL SERV...	8,486.96	1,607.50	12,500.00	150.00	200.00	2,500.00	2,500.00
100-510-4211	COMMUNICATIONS	15,970.76	16,287.98	18,072.00	15,229.59	18,072.00	32,172.00	18,672.00
100-510-4232	CONFERENCES & SEMINARS	816.66	1,359.00	3,250.00	0.00	0.00	3,250.00	3,250.00
100-510-4510	MAINTENANCE & REPAIRS	451,385.31	346,415.10	275,000.00	344,114.65	350,000.00	375,000.00	275,000.00
100-510-4511	PARK CARE	35,923.90	10,116.72	60,000.00	10,181.34	12,000.00	60,000.00	30,000.00
100-510-4512	PARK SERVICES	11,081.67	8,951.52	21,840.00	10,906.05	12,000.00	22,000.00	22,000.00
100-510-4515	AC BUILDING REPAIR	41,737.24	3,439.22	50,000.00	38,738.79	28,000.00	50,000.00	20,000.00
100-510-4543	VEHICLE MAINTENANCE & REP...	29,536.27	20,499.25	21,500.00	24,598.60	25,000.00	25,000.00	21,500.00
100-510-4544	FUEL	35,270.95	31,240.94	30,000.00	30,138.54	35,000.00	35,500.00	30,000.00
100-510-5750	MACHINERY & EQUIPMENT	13,775.10	8,000.00	28,475.00	699.99	1,000.00	51,975.00	29,975.00
100-510-5756	COPIER LEASE/USAGE	1,727.61	1,740.38	1,730.00	1,577.96	1,730.00	2,100.00	2,100.00
100-510-5757	COMPUTER EQUIPMENT	0.00	0.00	0.00	0.00	0.00	21,850.00	0.00
100-510-5900	CAPITAL ASSET	74,937.64	59,690.00	142,000.00	119,624.87	120,000.00	538,945.00	0.00
Department: 510 - GENERAL SERVICES Total:		1,716,903.99	1,569,072.35	1,951,879.00	1,717,897.96	1,910,774.00	3,234,639.00	1,853,120.00

FY 25-26 Approved Budget Report

For Fiscal: 2024-2025 Period Ending: 08/31/2025

		2022-2023	2023-2024	2024-2025	2024-2025	2024-2025	2025-2026	2025-2026
		Total Activity	Total Activity	Total Budget	YTD Activity	PROJECTED	REQUESTED	PROPOSED
Department: 520 - DEVELOPMENT SERVICES								
100-520-1100	ENGINEER SALARY	126,840.72	141,325.71	146,208.00	78,501.58	146,208.00	180,000.00	185,400.00
100-520-1105	ENGINEER ASSISTANTS SALARI...	287,284.96	595,409.70	763,770.00	626,349.02	763,770.00	807,434.00	821,233.00
100-520-1107	GIS MAPPING SALARIES	0.00	99,119.44	111,870.00	96,591.53	111,870.00	111,870.00	115,742.00
100-520-1110	SIGN SHOP SALARIES	82,879.87	86,668.82	141,075.00	114,283.13	141,075.00	159,813.00	163,083.00
100-520-1115	PLANNING ADMINISTRATION	108,082.10	213,796.45	242,872.00	205,284.71	242,872.00	0.00	0.00
100-520-1117	ENVIRO SERV MANAGER SALA...	60,396.61	70,431.98	74,410.00	66,272.38	74,410.00	0.00	0.00
100-520-1120	ENVIRO ADMINISTRATION SAL...	174,034.47	134,401.47	152,475.00	125,254.81	152,475.00	0.00	0.00
100-520-1122	INSPECTORS SALARIES	427,165.91	376,137.18	460,646.00	350,543.69	460,646.00	0.00	0.00
100-520-1125	TRANSFER STATION	85,493.02	89,264.67	97,423.00	84,836.78	97,423.00	0.00	0.00
100-520-1900	CERTIFICATION COMPENSATION	750.00	0.00	1,500.00	0.00	0.00	0.00	0.00
100-520-2000	FRINGE BENEFITS	0.00	0.00	895,400.00	0.00	895,400.00	496,081.00	504,746.00
100-520-2010	FICA	99,465.94	132,120.85	0.00	128,873.03	0.00	0.00	0.00
100-520-2020	RETIREMENT	166,049.52	218,040.97	0.00	207,342.59	0.00	0.00	0.00
100-520-2030	INSURANCE	270,346.96	346,792.59	0.00	384,819.10	0.00	0.00	0.00
100-520-2050	WORKER'S COMPENSATION	4,676.65	5,103.43	0.00	5,327.93	0.00	0.00	0.00
100-520-2060	UNEMPLOYMENT	3,844.39	2,778.69	0.00	1,751.99	0.00	0.00	0.00
100-520-3100	OFFICE SUPPLIES	9,288.09	9,475.27	10,000.00	8,946.55	8,900.00	7,500.00	7,500.00
100-520-3213	UNIFORMS	468.16	466.34	595.00	369.76	370.00	500.00	0.00
100-520-3550	SIGN SHOP OPERATING SUPPLI...	7,500.00	7,500.00	7,500.00	7,665.71	7,500.00	9,000.00	9,000.00
100-520-3551	TRANSFER STATION DISPOSAL ...	179,613.42	284,274.14	250,000.00	397,489.31	400,000.00	0.00	0.00
100-520-3552	HHW OPERATING EXPENSE	23,493.91	25,061.79	25,000.00	14,233.50	20,000.00	0.00	0.00
100-520-3553	TRANSFER STATION RENOVATI...	42.94	6,372.09	10,000.00	3,556.21	5,000.00	0.00	0.00
100-520-4100	PROFESSIONAL SERVICES	1,441.61	2,737.63	10,000.00	1,802.00	1,802.00	5,000.00	5,000.00
100-520-4211	COMMUNICATIONS	14,017.07	14,576.37	14,685.00	12,759.74	13,000.00	3,428.00	3,428.00
100-520-4231	TRANSPORTATION	5,581.45	7,014.56	6,900.00	6,506.95	6,900.00	0.00	0.00
100-520-4232	CONFERENCES AND SEMINARS	6,657.45	5,830.84	10,000.00	3,916.46	5,000.00	7,500.00	3,000.00
100-520-4542	GASOLINE	32,505.23	29,660.54	30,000.00	29,147.62	30,000.00	15,000.00	10,000.00
100-520-4543	VEHICLE MAINTENANCE	11,249.59	10,625.74	10,500.00	11,828.51	12,000.00	7,500.00	3,500.00
100-520-4545	TCEQ FEES	15,292.00	12,989.75	14,000.00	10,805.00	12,000.00	0.00	0.00
100-520-5750	MACHINERY/EQUIPMENT	0.00	2,037.92	6,000.00	3,052.21	4,000.00	2,500.00	2,500.00
100-520-5756	COPIER LEASE/USAGE	5,454.17	12,645.61	10,690.00	9,734.20	10,690.00	10,750.00	10,750.00

FY 25-26 Approved Budget Report

For Fiscal: 2024-2025 Period Ending: 08/31/2025

		2022-2023	2023-2024	2024-2025	2024-2025	2024-2025	2025-2026	2025-2026
		Total Activity	Total Activity	Total Budget	YTD Activity	PROJECTED	REQUESTED	PROPOSED
100-520-5900	CAPITAL ASSETS	119,065.73	116,601.00	183,000.00	168,168.00	168,168.00	30,000.00	20,000.00
	Department: 520 - DEVELOPMENT SERVICES Total:	2,328,981.94	3,059,261.54	3,686,519.00	3,166,014.00	3,791,479.00	1,853,876.00	1,864,882.00

FY 25-26 Approved Budget Report

For Fiscal: 2024-2025 Period Ending: 08/31/2025

		2022-2023	2023-2024	2024-2025	2024-2025	2024-2025	2025-2026	2025-2026
		Total Activity	Total Activity	Total Budget	YTD Activity	PROJECTED	REQUESTED	PROPOSED
Department: 521 - PLANNING								
100-521-1100	SALARY	0.00	0.00	0.00	0.00	0.00	70,714.00	75,829.00
100-521-1105	PLANNING ADMINISTRATION	0.00	0.00	0.00	0.00	0.00	178,171.00	180,455.00
100-521-2000	FRINGE BENEFITS	0.00	0.00	0.00	0.00	0.00	99,556.00	103,571.00
100-521-3100	OFFICE SUPPLIES	0.00	0.00	0.00	0.00	0.00	2,000.00	2,000.00
100-521-4100	PROFESSIONAL SERVICES	0.00	0.00	0.00	0.00	0.00	1,000.00	1,000.00
100-521-4211	COMMUNICATIONS	0.00	0.00	0.00	0.00	0.00	1,200.00	1,200.00
100-521-4231	TRANSPORTATION	0.00	0.00	0.00	0.00	0.00	7,900.00	7,900.00
100-521-4232	CONFERENCES/TRAINING	0.00	0.00	0.00	0.00	0.00	3,000.00	3,000.00
100-521-5757	COMPUTER EQUIPMENT	0.00	0.00	0.00	0.00	0.00	5,642.00	5,642.00
Department: 521 - PLANNING Total:		0.00	0.00	0.00	0.00	0.00	369,183.00	380,597.00

FY 25-26 Approved Budget Report

For Fiscal: 2024-2025 Period Ending: 08/31/2025

		2022-2023	2023-2024	2024-2025	2024-2025	2024-2025	2025-2026	2025-2026
		Total Activity	Total Activity	Total Budget	YTD Activity	PROJECTED	REQUESTED	PROPOSED
Department: 551 - CONSTABLE #1								
100-551-1100	SALARY	54,325.39	68,138.15	72,094.00	62,879.36	72,094.00	84,699.00	79,350.00
100-551-1900	CERTIFICATION COMPENSATION	1,500.00	1,500.00	1,500.00	1,377.42	1,500.00	1,500.00	1,500.00
100-551-2000	FRINGE BENEFITS	0.00	0.00	29,938.00	0.00	29,938.00	33,879.00	31,908.00
100-551-2010	FICA	4,833.94	5,079.28	0.00	4,664.87	0.00	0.00	0.00
100-551-2020	RETIREMENT	8,426.22	8,680.01	0.00	7,864.73	0.00	0.00	0.00
100-551-2030	INSURANCE	10,801.28	11,668.16	0.00	11,243.26	0.00	0.00	0.00
100-551-2050	WORKERS COMPENSATION	1,257.38	1,411.05	0.00	1,369.79	0.00	0.00	0.00
100-551-3100	OFFICE SUPPLIES	109.00	285.11	500.00	361.17	500.00	500.00	500.00
100-551-3213	UNIFORMS FOR OFFICERS	600.00	2,589.00	600.00	550.89	600.00	600.00	600.00
100-551-4211	COMMUNICATIONS	1,500.00	1,538.00	1,500.00	1,720.42	1,800.00	1,500.00	1,500.00
100-551-4231	TRANSPORTATION	11,040.00	0.00	0.00	0.00	0.00	0.00	0.00
100-551-4232	CONFERENCES & SEMINARS	0.00	0.00	500.00	405.00	405.00	500.00	500.00
100-551-4542	FUEL	0.00	1,014.62	5,000.00	1,161.82	2,000.00	5,000.00	5,000.00
100-551-4543	VEHICLE MAINTENANCE	0.00	106.75	1,500.00	265.38	300.00	1,500.00	1,500.00
100-551-5750	MACHINERY/EQUIPMENT	300.00	434.88	2,000.00	2,112.95	2,113.00	2,500.00	2,500.00
100-551-5900	CAPITAL ASSET	0.00	59,470.20	0.00	0.00	0.00	0.00	0.00
Department: 551 - CONSTABLE #1 Total:		94,693.21	161,915.21	115,132.00	95,977.06	111,250.00	132,178.00	124,858.00

FY 25-26 Approved Budget Report

For Fiscal: 2024-2025 Period Ending: 08/31/2025

		2022-2023	2023-2024	2024-2025	2024-2025	2024-2025	2025-2026	2025-2026
		Total Activity	Total Activity	Total Budget	YTD Activity	PROJECTED	REQUESTED	PROPOSED
Department: 552 - CONSTABLE #2								
100-552-1100	SALARY	54,951.39	68,548.15	72,396.00	63,164.05	72,396.00	85,001.00	74,418.00
100-552-1900	CERTIFICATION COMPENSATION	1,500.00	1,500.00	1,500.00	1,439.63	1,500.00	1,500.00	1,500.00
100-552-2000	FRINGE BENEFITS	0.00	0.00	30,058.00	0.00	30,058.00	34,000.00	29,975.00
100-552-2010	FICA	5,292.95	5,548.40	0.00	5,095.15	0.00	0.00	0.00
100-552-2020	RETIREMENT	8,502.97	8,729.99	0.00	7,919.24	0.00	0.00	0.00
100-552-2030	INSURANCE	10,725.44	11,606.27	0.00	4,084.97	0.00	0.00	0.00
100-552-2050	WORKERS COMPENSATION	1,257.38	1,411.05	0.00	1,369.79	0.00	0.00	0.00
100-552-3100	OFFICE SUPPLIES	186.08	329.03	500.00	193.60	200.00	500.00	500.00
100-552-3213	UNIFORMS FOR OFFICERS	600.00	600.00	1,200.00	575.78	600.00	1,200.00	1,200.00
100-552-4211	COMMUNICATIONS	1,500.00	1,500.00	1,500.00	1,679.63	1,800.00	1,500.00	1,500.00
100-552-4231	TRANSPORTATION	11,040.00	0.00	0.00	0.00	0.00	0.00	0.00
100-552-4232	CONFERENCES & SEMINARS	150.00	0.00	250.00	0.00	0.00	250.00	250.00
100-552-4542	FUEL	0.00	760.99	5,000.00	1,370.07	1,500.00	5,000.00	5,000.00
100-552-4543	VEHICLE MAINTENANCE	0.00	556.75	2,000.00	567.22	600.00	2,000.00	2,000.00
100-552-5750	MACHINERY/EQUIPMENT	0.00	0.00	2,000.00	3,250.62	1,606.00	3,000.00	3,000.00
100-552-5900	CAPITAL ASSET	0.00	59,175.20	0.00	0.00	0.00	0.00	0.00
Department: 552 - CONSTABLE #2 Total:		95,706.21	160,265.83	116,404.00	90,709.75	110,260.00	133,951.00	119,343.00

FY 25-26 Approved Budget Report

For Fiscal: 2024-2025 Period Ending: 08/31/2025

		2022-2023	2023-2024	2024-2025	2024-2025	2024-2025	2025-2026	2025-2026
		Total Activity	Total Activity	Total Budget	YTD Activity	PROJECTED	REQUESTED	PROPOSED
Department: 553 - CONSTABLE #3								
100-553-1100	SALARY	54,865.39	68,548.15	72,396.00	63,163.36	72,396.00	72,396.00	79,418.00
100-553-1900	CERTIFICATION COMPENSATION	1,500.00	1,500.00	1,500.00	1,377.42	1,500.00	1,500.00	1,500.00
100-553-2000	FRINGE BENEFITS	0.00	0.00	30,058.00	0.00	30,058.00	30,058.00	31,934.00
100-553-2010	FICA	5,288.30	5,551.30	0.00	5,108.94	0.00	0.00	0.00
100-553-2020	RETIREMENT	8,492.43	8,729.99	0.00	7,898.90	0.00	0.00	0.00
100-553-2030	INSURANCE	10,759.28	11,627.36	0.00	11,205.86	0.00	0.00	0.00
100-553-2050	WORKERS COMPENSATION	1,257.38	1,411.05	0.00	1,369.79	0.00	0.00	0.00
100-553-3100	OFFICE SUPPLIES	0.00	0.00	500.00	0.00	0.00	500.00	500.00
100-553-3213	UNIFORMS FOR OFFICERS	600.00	600.00	1,200.00	550.89	600.00	1,200.00	1,200.00
100-553-4211	COMMUNICATIONS	1,500.00	1,500.00	1,500.00	1,450.42	1,500.00	1,500.00	1,500.00
100-553-4231	TRANSPORTATION	11,040.00	0.00	0.00	0.00	0.00	0.00	0.00
100-553-4232	CONFERENCES & SEMINARS	0.00	70.00	250.00	0.00	0.00	250.00	250.00
100-553-4542	FUEL	0.00	304.47	5,000.00	559.88	600.00	5,000.00	5,000.00
100-553-4543	VEHICLE MAINTENANCE	0.00	3,540.97	1,000.00	0.00	0.00	1,000.00	1,000.00
100-553-5750	MACHINERY/EQUIPMENT	0.00	0.00	2,000.00	0.00	0.00	2,000.00	2,000.00
100-553-5900	CAPITAL ASSET	0.00	59,463.20	0.00	0.00	0.00	0.00	0.00
Department: 553 - CONSTABLE #3 Total:		95,302.78	162,846.49	115,404.00	92,685.46	106,654.00	115,404.00	124,302.00

FY 25-26 Approved Budget Report

For Fiscal: 2024-2025 Period Ending: 08/31/2025

		2022-2023	2023-2024	2024-2025	2024-2025	2024-2025	2025-2026	2025-2026
		Total Activity	Total Activity	Total Budget	YTD Activity	PROJECTED	REQUESTED	PROPOSED
Department: 554 - CONSTABLE #4								
100-554-1100	SALARY	52,471.39	66,620.15	70,660.00	61,427.36	70,660.00	83,265.00	77,874.00
100-554-1900	CERTIFICATION COMPENSATION	1,500.00	1,500.00	1,500.00	1,377.42	1,500.00	1,500.00	1,500.00
100-554-2000	FRINGE BENEFITS	0.00	0.00	29,364.00	0.00	29,364.00	33,306.00	31,329.00
100-554-2010	FICA	4,806.83	5,369.48	0.00	4,940.69	0.00	0.00	0.00
100-554-2020	RETIREMENT	8,198.92	8,494.97	0.00	7,690.06	0.00	0.00	0.00
100-554-2030	INSURANCE	10,801.28	11,668.16	0.00	11,243.26	0.00	0.00	0.00
100-554-2050	WORKERS COMPENSATION	1,257.38	1,411.05	0.00	1,369.79	0.00	0.00	0.00
100-554-3100	OFFICE/OPERATIONAL SUPPLIES	381.85	384.62	500.00	441.10	500.00	1,000.00	1,000.00
100-554-3213	UNIFORMS FOR OFFICERS	600.00	600.00	600.00	550.89	600.00	600.00	600.00
100-554-4211	COMMUNICATIONS	1,874.00	1,890.00	1,860.00	1,754.42	1,860.00	1,860.00	1,860.00
100-554-4231	TRANSPORTATION	11,040.00	0.00	0.00	0.00	0.00	0.00	0.00
100-554-4232	CONFERENCES & SEMINARS	344.11	0.00	500.00	190.94	200.00	500.00	500.00
100-554-4542	FUEL	0.00	2,312.41	5,000.00	2,246.27	2,500.00	5,000.00	5,000.00
100-554-4543	VEHICLE MAINTENANCE	0.00	280.61	1,500.00	665.34	700.00	1,500.00	1,500.00
100-554-5750	MACHINERY/EQUIPMENT	1,770.62	2,052.85	2,500.00	2,478.99	2,500.00	2,500.00	2,500.00
100-554-5900	CAPITAL ASSET	0.00	59,999.20	0.00	0.00	0.00	0.00	0.00
Department: 554 - CONSTABLE #4 Total:		95,046.38	162,583.50	113,984.00	96,376.53	110,384.00	131,031.00	123,663.00

		2022-2023	2023-2024	2024-2025	2024-2025	2024-2025	2025-2026	2025-2026
		Total Activity	Total Activity	Total Budget	YTD Activity	PROJECTED	REQUESTED	PROPOSED
Department: 560 - LAW ENFORCEMENT								
100-560-1100	ELECTED OFFICIAL SALARIES	100,892.35	106,011.65	110,554.00	95,499.91	110,554.00	110,554.00	113,980.00
100-560-1104	CIVIL/CRIMINAL PROCESS DIVIS...	187,062.21	187,815.80	219,358.00	174,474.94	219,358.00	219,358.00	232,292.00
100-560-1105	C.I.D. SALARIES	1,961,904.26	2,322,320.58	2,456,201.00	2,122,900.54	2,456,201.00	2,456,201.00	2,591,689.00
100-560-1106	PATROL SALARIES	3,079,313.44	3,374,104.09	4,080,946.00	3,226,838.61	4,080,946.00	4,705,746.00	4,289,307.00
100-560-1107	SPECIAL SERVICES SALARIES	703,974.41	640,591.47	984,226.00	601,665.54	984,226.00	984,226.00	1,044,959.00
100-560-1110	OFFICE SALARIES	401,190.00	431,109.51	472,122.00	441,160.37	472,122.00	527,412.00	544,026.00
100-560-1900	CERTIFICATION COMPENSATION	97,925.00	94,162.50	90,000.00	84,825.05	90,000.00	90,000.00	90,000.00
100-560-1902	FTO STIPEND	8,000.00	7,650.00	9,600.00	7,462.15	9,600.00	9,600.00	9,600.00
100-560-1904	SPANISH STIPEND	5,800.00	7,325.00	12,000.00	7,588.14	8,000.00	11,400.00	11,400.00
100-560-1905	PATROL CAREER INCENTIVE	98,499.16	0.00	125,000.00	0.00	0.00	125,000.00	0.00
100-560-1910	CONTRACT REIMBURSABLE SAL	0.00	0.00	2,500.00	0.00	0.00	2,500.00	2,500.00
100-560-1920	OVERTIME COMPENSATION	146,873.19	156,406.26	110,000.00	163,626.59	180,000.00	110,000.00	110,000.00
100-560-2000	FRINGE BENEFITS	0.00	0.00	3,524,003.00	0.00	3,524,003.00	3,796,039.00	3,579,664.00
100-560-2010	FICA	511,181.98	549,716.33	0.00	517,694.01	0.00	0.00	0.00
100-560-2020	RETIREMENT	837,175.83	889,715.64	0.00	821,631.44	0.00	0.00	0.00
100-560-2030	INSURANCE	987,694.68	1,088,786.43	0.00	1,081,728.87	0.00	0.00	0.00
100-560-2050	WORKERS COMPENSATION	109,637.68	123,588.21	0.00	120,077.53	0.00	0.00	0.00
100-560-2060	UNEMPLOYMENT INSURANCE	16,325.29	10,318.80	0.00	6,746.50	0.00	0.00	0.00
100-560-3100	OFFICE SUPPLIES	30,935.89	26,356.50	30,000.00	24,680.70	28,170.00	30,000.00	30,000.00
100-560-3103	AMMUNITION	29,961.71	27,535.50	30,000.00	28,272.00	32,310.00	35,000.00	35,000.00
100-560-3105	EVIDENCE SUPPLIES	9,835.99	8,661.05	10,000.00	10,680.82	12,080.00	10,000.00	10,000.00
100-560-3213	UNIFORMS FOR OFFICERS	42,762.51	41,828.88	40,000.00	40,756.99	46,580.00	54,328.00	40,000.00
100-560-3319	BUILDING MAINTENANCE	47,761.70	68,131.93	75,000.00	19,814.15	220,650.00	77,500.00	75,000.00
100-560-3320	AC REPLACEMENT	0.00	0.00	0.00	0.00	0.00	0.00	0.00
100-560-3322	ANIMAL CARE	794.02	2,243.25	2,000.00	1,170.00	1,337.00	2,000.00	2,000.00
100-560-4100	PROFESSIONAL SERVICES	2,699.00	3,283.65	2,500.00	2,859.60	3,268.00	2,500.00	2,500.00
100-560-4103	MEDICAL EXPENSES-CHILD PSY ...	0.00	0.00	0.00	0.00	0.00	0.00	0.00
100-560-4110	PRE EMPLOYMENT EXPENSES	24,082.00	18,060.00	20,000.00	25,710.00	26,069.00	20,000.00	20,000.00
100-560-4211	COMMUNICATIONS	103,211.43	113,236.51	125,819.00	100,686.93	115,070.00	125,819.00	125,819.00
100-560-4231	TRANSPORTATION/LODGING/P...	15,249.04	19,596.66	20,000.00	18,207.31	20,808.00	27,000.00	42,000.00
100-560-4234	VEHICLE ALLOWANCE	22,080.00	22,080.00	22,200.00	17,642.96	20,163.00	22,200.00	22,200.00

FY 25-26 Approved Budget Report

For Fiscal: 2024-2025 Period Ending: 08/31/2025

		2022-2023	2023-2024	2024-2025	2024-2025	2024-2025	2025-2026	2025-2026
		Total Activity	Total Activity	Total Budget	YTD Activity	PROJECTED	REQUESTED	PROPOSED
100-560-4235	TRAINING	37,179.93	36,327.30	45,000.00	41,853.06	46,975.00	45,000.00	45,000.00
100-560-4415	BONDS	4,826.00	5,210.00	5,000.00	5,257.85	5,551.00	5,000.00	5,000.00
100-560-4475	COMPUTER HARDWARE MAIN...	0.00	0.00	0.00	0.00	0.00	89,435.00	89,435.00
100-560-4542	GASOLINE	414,456.51	393,388.01	375,000.00	336,644.34	384,682.00	375,000.00	375,000.00
100-560-4543	VEHICLE MAINTENANCE	281,740.72	242,735.31	210,000.00	263,475.44	300,065.00	210,000.00	210,000.00
100-560-4544	REPAIRS TO EQUIPMENT	1,173.70	2,672.21	1,000.00	1,000.00	1,000.00	1,000.00	1,000.00
100-560-4545	INVESTIGATIVE EXPENSES	0.00	9,112.67	10,000.00	5,583.64	6,124.00	10,000.00	10,000.00
100-560-4997	ESTRAY OPERATIONS	9,324.90	11,320.86	9,000.00	6,902.99	7,890.00	9,000.00	9,000.00
100-560-4998	REIMBURSABLE ITEMS	250.00	295.00	1,000.00	412.50	471.00	1,000.00	1,000.00
100-560-4999	MISCELLANEOUS	10,915.32	6,182.45	10,000.00	992.02	1,135.00	10,000.00	10,000.00
100-560-5001	PHOTOGRAPH EQUIPMENT	1,750.00	1,399.00	1,750.00	1,750.00	1,750.00	1,750.00	1,750.00
100-560-5003	PRINTING/FORMS	3,727.02	3,681.22	5,000.00	1,348.74	1,545.00	5,000.00	5,000.00
100-560-5004	K9 SUPPLIES	1,464.61	1,477.73	1,500.00	2,499.79	2,857.00	1,500.00	1,500.00
100-560-5700	PURCHASE OF POLICE VEHICLES	605,761.00	603,776.75	600,000.00	601,712.44	596,733.19	2,331,617.00	600,000.00
100-560-5701	PRIOR YEAR VEHICLES	106,877.07	0.00	0.00	0.00	0.00	0.00	0.00
100-560-5751	OFFICE FURNITURE	3,188.47	4,466.37	4,886.00	4,474.54	5,113.00	4,886.00	4,886.00
100-560-5752	PURCHASE OF OFFICE EQUIPM...	2,000.00	1,412.70	2,000.00	1,402.15	1,602.00	2,000.00	2,000.00
100-560-5753	POLICE EQUIPMENT	50,331.27	39,200.89	50,000.00	41,616.29	49,940.00	242,843.00	50,000.00
100-560-5755	RADIO EQUIPMENT	15,064.14	29,725.86	30,000.00	13,697.50	15,655.00	256,000.00	130,000.00
100-560-5756	COPIER LEASE/USAGE	19,959.24	19,149.47	20,300.00	15,933.67	16,798.00	20,300.00	20,300.00
100-560-5757	COMPUTER EQUIPMENT	0.00	0.00	0.00	0.00	0.00	24,876.00	0.00
100-560-5766	PHOTOGRAPH SUPPLIES	500.00	649.00	500.00	500.00	500.00	500.00	500.00
100-560-5900	CAPITAL ASSET	0.00	18,837.64	0.00	8,267.00	9,450.00	160,000.00	140,000.00
Department: 560 - LAW ENFORCEMENT Total:		11,153,312.67	11,771,656.64	13,955,965.00	11,119,725.61	14,117,351.19	17,361,090.00	14,735,307.00

FY 25-26 Approved Budget Report

For Fiscal: 2024-2025 Period Ending: 08/31/2025

		2022-2023	2023-2024	2024-2025	2024-2025	2024-2025	2025-2026	2025-2026
		Total Activity	Total Activity	Total Budget	YTD Activity	PROJECTED	REQUESTED	PROPOSED
Department: 561 - COURTHOUSE SECURITY								
100-561-1100	SALARIES	381,288.18	454,487.54	493,465.00	409,828.19	493,465.00	493,465.00	514,371.00
100-561-1900	CERTIFICATION COMPENSATION	7,325.00	10,025.00	6,625.00	10,034.32	11,468.00	6,625.00	6,625.00
100-561-2000	FRINGE BENEFITS	0.00	0.00	204,036.00	0.00	204,036.00	204,036.00	205,507.00
100-561-2010	FICA	29,523.33	35,270.55	0.00	31,970.03	0.00	0.00	0.00
100-561-2020	RETIREMENT	47,581.88	56,108.57	0.00	49,729.07	0.00	0.00	0.00
100-561-2030	INSURANCE	73,050.25	88,482.54	0.00	84,574.29	0.00	0.00	0.00
100-561-2050	WORKERS COMPENSATION	8,250.76	9,877.38	0.00	9,588.51	0.00	0.00	0.00
100-561-2060	UNEMPLOYMENT	889.73	699.20	0.00	414.76	0.00	0.00	0.00
100-561-3100	OFFICE SUPPLIES	479.43	1,243.81	500.00	518.02	592.00	500.00	500.00
100-561-4211	COMMUNICATIONS	2,875.00	2,875.00	3,000.00	2,629.76	3,005.44	3,000.00	3,000.00
100-561-5750	EQUIPMENT	1,500.00	879.94	8,000.00	2,126.68	3,430.00	8,000.00	8,000.00
100-561-5757	COMPUTER EQUIPMENT	0.00	0.00	0.00	0.00	0.00	3,660.00	3,660.00
Department: 561 - COURTHOUSE SECURITY Total:		552,763.56	659,949.53	715,626.00	601,413.63	715,996.44	719,286.00	741,663.00

FY 25-26 Approved Budget Report

For Fiscal: 2024-2025 Period Ending: 08/31/2025

		2022-2023	2023-2024	2024-2025	2024-2025	2024-2025	2025-2026	2025-2026
		Total Activity	Total Activity	Total Budget	YTD Activity	PROJECTED	REQUESTED	PROPOSED
Department: 562 - COUNTY JAIL								
100-562-1101	JAIL ADMINISTRATOR	85,186.65	98,400.67	105,981.00	91,653.78	105,981.00	105,981.00	112,402.00
100-562-1116	JAIL CORRECTIONS OFFICER	3,363,017.06	3,396,048.36	4,421,961.00	3,438,206.40	4,421,961.00	4,421,961.00	4,640,394.00
100-562-1118	JAIL SUPPORT STAFF	1,746,628.29	1,934,207.69	2,687,461.00	1,764,219.13	2,687,461.00	2,687,461.00	2,831,856.00
100-562-1120	MEDICAL DOCTOR	172,569.25	181,267.41	186,815.00	161,178.15	186,815.00	186,815.00	192,536.00
100-562-1900	CERTIFICATION COMPENSATION	47,687.50	51,235.86	70,000.00	47,304.24	54,062.00	70,000.00	70,000.00
100-562-1902	FTO STIPEND	4,100.00	10,850.00	12,000.00	6,512.48	7,445.00	12,000.00	12,000.00
100-562-1904	SPANISH STIPEND	3,150.00	4,075.00	4,800.00	5,034.43	5,754.00	5,400.00	5,400.00
100-562-1920	OVERTIME COMPENSATION	236,262.16	354,644.34	250,000.00	364,101.38	416,116.00	250,000.00	250,000.00
100-562-2000	FRINGE BENEFITS	0.00	0.00	3,152,107.00	0.00	3,152,107.00	3,152,347.00	3,209,868.00
100-562-2010	FICA	424,084.50	450,079.40	0.00	437,933.33	0.00	0.00	0.00
100-562-2020	RETIREMENT	696,024.94	730,243.78	0.00	694,957.70	0.00	0.00	0.00
100-562-2030	INSURANCE	901,006.56	975,820.94	0.00	1,028,313.42	0.00	0.00	0.00
100-562-2050	WORKERS COMPENSATION	128,522.18	141,477.63	0.00	137,386.22	0.00	0.00	0.00
100-562-2060	UNEMPLOYMENT INSURANCE	15,125.66	9,007.93	0.00	5,751.64	0.00	0.00	0.00
100-562-3100	OFFICE SUPPLIES	16,988.74	17,002.24	17,280.00	14,220.28	15,872.00	17,280.00	17,280.00
100-562-3103	AMMUNITION	4,000.00	3,700.80	4,000.00	4,000.00	4,000.00	4,000.00	4,000.00
100-562-3214	UNIFORMS FOR CORRECTIONS...	12,793.08	18,473.67	21,600.00	16,135.50	14,892.00	21,600.00	21,600.00
100-562-3215	INMATE CLOTHING	12,846.89	16,527.30	16,000.00	15,730.46	17,978.00	20,000.00	20,000.00
100-562-3313	INMATE LAUNDRY	8,396.59	10,117.60	10,000.00	4,850.88	5,544.00	10,000.00	10,000.00
100-562-3316	FOOD FOR PRISONERS	576,600.78	564,868.06	450,000.00	522,445.82	566,895.00	480,000.00	480,000.00
100-562-3317	FOOD SERVICE EQUIPMENT	2,409.36	3,119.87	3,000.00	2,975.37	3,400.00	3,000.00	3,000.00
100-562-3318	MAY 2019 LOW RISK GUARD 4 ...	929.97	856.31	0.00	0.00	0.00	0.00	0.00
100-562-3319	BLDG. MAINTENANCE L.E.C.	115,691.78	80,124.40	45,000.00	80,278.77	91,747.00	50,000.00	50,000.00
100-562-3320	MAINTENANCE SUPPLIES L.E.C.	12,078.70	8,316.77	8,000.00	6,340.95	7,068.00	8,000.00	8,000.00
100-562-3321	INMATE JANITORIAL EXPENSES	54,285.95	42,036.45	37,000.00	38,764.85	44,207.00	40,000.00	40,000.00
100-562-3322	JAIL BEDDING	11,200.56	12,768.20	14,000.00	18,127.23	20,717.00	20,000.00	20,000.00
100-562-3323	INMATE PAPER GOODS	24,993.45	22,172.38	25,000.00	20,586.70	18,690.00	25,000.00	25,000.00
100-562-3332	MEDICAL-CONTRACTED FOR I...	13,841.15	0.00	0.00	0.00	0.00	0.00	0.00
100-562-3333	MEDICAL EXPENSE	454,737.10	425,954.20	325,000.00	453,049.69	433,240.00	325,000.00	325,000.00
100-562-4100	PROFESSIONAL SERVICES	27,311.98	27,119.50	25,000.00	23,777.00	23,465.00	25,000.00	25,000.00
100-562-4110	PRE-EMPLOYMENT EXPENSES	3,745.00	3,500.00	2,500.00	2,800.00	3,200.00	2,500.00	2,500.00

FY 25-26 Approved Budget Report

For Fiscal: 2024-2025 Period Ending: 08/31/2025

		2022-2023	2023-2024	2024-2025	2024-2025	2024-2025	2025-2026	2025-2026
		Total Activity	Total Activity	Total Budget	YTD Activity	PROJECTED	REQUESTED	PROPOSED
100-562-4210	RADIO EQUIPMENT	9,139.89	11,140.70	10,000.00	7,565.09	0.00	10,000.00	10,000.00
100-562-4211	COMMUNICATIONS	53,725.00	54,000.00	68,400.00	52,568.92	0.00	68,400.00	63,400.00
100-562-4231	TRANSPORTATION & LODGING	7,525.72	11,059.06	12,000.00	7,128.83	7,222.00	14,000.00	14,000.00
100-562-4235	TRAINING	13,889.00	15,500.27	20,000.00	17,110.50	22,764.00	25,000.00	25,000.00
100-562-4237	EXTRADITIONS	6,761.50	13,442.60	19,000.00	6,200.00	7,086.00	19,000.00	19,000.00
100-562-4430	UTILITIES	415,635.24	375,672.34	300,000.00	293,810.58	335,785.00	300,000.00	300,000.00
100-562-4542	GASOLINE	21,772.56	20,108.19	25,000.00	17,426.41	19,915.00	25,000.00	25,000.00
100-562-4543	VEHICLE MAINTENANCE	19,658.53	16,403.60	16,000.00	6,568.37	7,507.00	16,000.00	16,000.00
100-562-4544	REPAIRS TO EQUIPMENT	566.00	0.00	500.00	0.00	0.00	500.00	500.00
100-562-4999	MISCELLANEOUS	1,000.00	917.86	1,000.00	4,431.80	5,065.00	1,000.00	1,000.00
100-562-5001	PHOTOGRAPH EQUIPMENT	776.91	139.99	1,000.00	1,000.00	1,000.00	1,000.00	1,000.00
100-562-5003	PRINTING/FORMS	310.82	0.00	1,000.00	101.33	120.00	1,000.00	1,000.00
100-562-5004	SAFETY EQUIPMENT	5,925.26	5,980.33	6,000.00	5,518.97	5,900.00	6,000.00	6,000.00
100-562-5700	PURCHASE OF POLICE VEHICLES	0.00	22,000.00	30,000.00	30,000.00	30,000.00	90,000.00	90,000.00
100-562-5750	MACHINERY & EQUIPMENT	14,472.29	1,718.67	25,000.00	0.00	0.00	25,000.00	25,000.00
100-562-5751	OFFICE FURNITURE	0.00	0.00	0.00	0.00	0.00	3,000.00	3,000.00
100-562-5752	PURCHASE OF OFFICE EQUIPM...	0.00	0.00	0.00	0.00	0.00	3,000.00	3,000.00
100-562-5756	COPIER LEASE/USAGE	21,066.33	22,461.53	18,000.00	20,739.86	22,027.00	23,000.00	23,000.00
100-562-5757	COMPUTER EQUIPMENT	0.00	0.00	0.00	0.00	0.00	40,359.00	40,359.00
100-562-5758	GUARD 4/LOW RISK REPAIR	169,869.86	0.00	0.00	0.00	0.00	100,000.00	100,000.00
100-562-5900	CAPITAL ASSET	32,368.10	25,000.00	0.00	25,470.00	29,110.00	32,360.00	32,360.00
Department: 562 - COUNTY JAIL Total:		9,970,678.84	10,189,561.90	12,447,405.00	9,902,276.46	12,802,118.00	12,746,964.00	13,174,455.00

FY 25-26 Approved Budget Report

For Fiscal: 2024-2025 Period Ending: 08/31/2025

		2022-2023	2023-2024	2024-2025	2024-2025	2024-2025	2025-2026	2025-2026
		Total Activity	Total Activity	Total Budget	YTD Activity	PROJECTED	REQUESTED	PROPOSED
Department: 563 - ANIMAL CONTROL								
100-563-1101	DIRECTOR'S SALARY	77,694.33	74,421.60	79,001.00	68,246.88	79,001.00	79,001.00	81,497.00
100-563-1105	ASSISTANTS SALARIES	740,217.65	940,360.26	1,076,185.00	919,776.57	1,076,185.00	1,255,185.00	1,186,384.00
100-563-1920	OVERTIME COMPENSATION	0.00	0.00	25,000.00	1,895.68	2,000.00	25,000.00	25,000.00
100-563-2000	FRINGE BENEFITS	0.00	0.00	483,074.00	0.00	483,074.00	533,674.00	499,270.00
100-563-2010	FICA	60,517.77	76,188.31	0.00	74,333.64	0.00	0.00	0.00
100-563-2020	RETIREMENT	100,502.84	121,810.64	0.00	116,920.25	0.00	0.00	0.00
100-563-2030	INSURANCE	180,584.81	219,134.55	0.00	244,414.38	0.00	0.00	0.00
100-563-2050	WORKERS COMPENSATION	31,185.96	30,196.06	0.00	29,563.39	0.00	0.00	0.00
100-563-2060	UNEMPLOYMENT INSURANCE	2,555.91	1,575.01	0.00	977.19	0.00	0.00	0.00
100-563-3100	SUPPLIES	5,820.40	4,015.83	6,000.00	2,904.82	3,000.00	6,000.00	6,000.00
100-563-3213	OFFICER UNIFORMS	7,217.15	6,307.85	8,000.00	2,553.03	3,000.00	10,000.00	5,000.00
100-563-3319	BLDG MAINTENANCE	3,756.58	13,800.23	15,000.00	1,887.25	2,000.00	25,000.00	5,000.00
100-563-3320	MAINTENANCE SUPPLIES	3,507.40	3,149.81	5,000.00	1,290.62	1,500.00	5,000.00	5,000.00
100-563-3321	JANITORIAL	4,184.05	9,420.69	14,000.00	4,770.04	5,000.00	16,000.00	10,000.00
100-563-3322	CARE & KEEPING SUPPLIES	5,167.31	23,606.75	24,000.00	18,622.15	20,000.00	28,000.00	20,000.00
100-563-3330	WELLNESS CLINIC	43,884.68	102.74	0.00	0.00	0.00	0.00	0.00
100-563-3332	MEDICAL CONTRACT	77,123.79	46,745.00	25,000.00	825.00	1,000.00	20,000.00	10,000.00
100-563-3333	MEDICAL	71,148.48	68,708.00	55,000.00	71,193.23	75,000.00	85,000.00	70,000.00
100-563-3335	INTAKE VACCINATION/TESTS	35,656.63	35,282.60	45,000.00	46,086.73	45,000.00	63,000.00	55,000.00
100-563-4100	PROFESSIONAL SERVICES	24,092.09	40,769.15	40,000.00	36,689.19	40,000.00	66,200.00	50,000.00
100-563-4211	COMMUNICATIONS	8,846.16	11,472.97	8,424.00	7,590.98	8,000.00	12,000.00	9,024.00
100-563-4231	TRANSPORTATION & LODGING	1,718.15	3,782.00	2,500.00	1,713.28	2,000.00	3,000.00	3,000.00
100-563-4235	TRAINING	1,749.03	2,725.00	4,000.00	1,670.00	2,000.00	4,000.00	4,000.00
100-563-4310	ADVERTISING & LEGAL NOTICES	563.00	290.00	500.00	0.00	0.00	500.00	500.00
100-563-4431	REFUNDS	130.00	184.96	500.00	0.00	0.00	500.00	500.00
100-563-4432	PROPANE	4,458.37	4,776.87	6,000.00	5,921.28	6,000.00	8,700.00	7,000.00
100-563-4542	GASOLINE	17,908.66	16,965.40	25,000.00	16,509.85	20,000.00	25,000.00	25,000.00
100-563-4543	VEHICLE MAINTENANCE & REP...	3,397.60	13,501.29	15,000.00	10,765.93	12,000.00	15,000.00	15,000.00
100-563-4544	EQUIPMENT MAINTENANCE & ...	1,387.92	0.00	2,000.00	0.00	0.00	1,500.00	1,500.00
100-563-4999	MISCELLANEOUS	622.74	94.25	500.00	0.00	0.00	0.00	0.00
100-563-5750	EQUIPMENT	14,837.97	13,197.47	10,000.00	0.00	0.00	10,000.00	10,000.00

FY 25-26 Approved Budget Report

For Fiscal: 2024-2025 Period Ending: 08/31/2025

	2022-2023 Total Activity	2023-2024 Total Activity	2024-2025 Total Budget	2024-2025 YTD Activity	2024-2025 PROJECTED	2025-2026 REQUESTED	2025-2026 PROPOSED
100-563-5756 COPIER LEASE/USAGE	8,754.30	8,165.39	9,000.00	8,722.06	9,000.00	12,000.00	12,000.00
100-563-5900 CAPITAL ASSET	0.00	0.00	0.00	0.00	0.00	96,000.00	35,000.00
Department: 563 - ANIMAL CONTROL Total:	1,539,191.73	1,790,750.68	1,983,684.00	1,695,843.42	1,894,760.00	2,405,260.00	2,150,675.00

FY 25-26 Approved Budget Report

For Fiscal: 2024-2025 Period Ending: 08/31/2025

		2022-2023	2023-2024	2024-2025	2024-2025	2024-2025	2025-2026	2025-2026
		Total Activity	Total Activity	Total Budget	YTD Activity	PROJECTED	REQUESTED	PROPOSED
Department: 574 - JUVENILE PROBATION								
100-574-3333	MEDICAL EXPENSES	0.00	0.00	10,000.00	0.00	0.00	10,000.00	10,000.00
100-574-4100	PROFESSIONAL SERVICES	376,968.00	376,968.00	376,968.00	376,968.00	376,968.00	376,968.00	376,968.00
100-574-4540	MAINTENANCE AND EQUIPME...	0.00	0.00	1,000.00	0.00	0.00	1,000.00	1,000.00
Department: 574 - JUVENILE PROBATION Total:		376,968.00	376,968.00	387,968.00	376,968.00	376,968.00	387,968.00	387,968.00

FY 25-26 Approved Budget Report

For Fiscal: 2024-2025 Period Ending: 08/31/2025

		2022-2023	2023-2024	2024-2025	2024-2025	2024-2025	2025-2026	2025-2026
		Total Activity	Total Activity	Total Budget	YTD Activity	PROJECTED	REQUESTED	PROPOSED
Department: 575 - DEPT OF PUBLIC SAFTY								
100-575-1110	OFFICE SALARIES	108,198.89	116,516.67	124,442.00	108,447.19	124,442.00	176,317.00	180,366.00
100-575-2000	FRINGE BENEFITS	0.00	0.00	50,777.00	0.00	50,777.00	70,526.00	70,657.00
100-575-2010	FICA	7,857.37	8,307.18	0.00	7,680.32	0.00	0.00	0.00
100-575-2020	RETIREMENT	13,085.98	14,008.59	0.00	12,764.84	0.00	0.00	0.00
100-575-2030	INSURANCE	18,818.91	21,605.48	0.00	22,143.72	0.00	0.00	0.00
100-575-2050	WORKERS COMPENSATION	199.96	194.07	0.00	199.74	0.00	0.00	0.00
100-575-2060	UNEMPLOYMENT INSURANCE	266.82	181.42	0.00	110.39	0.00	0.00	0.00
100-575-3100	OFFICE SUPPLIES	3,406.23	3,719.06	4,000.00	3,565.03	4,000.00	4,000.00	4,000.00
100-575-4211	COMMUNICATIONS	2,523.52	2,153.63	1,500.00	2,078.47	2,100.00	1,500.00	1,500.00
100-575-4999	MISCELLANEOUS	225.73	478.61	1,000.00	1,000.97	1,000.00	1,000.00	1,000.00
100-575-5760	MACHINERY & EQUIPMENT	1,966.96	2,000.00	2,000.00	1,918.49	400.00	2,000.00	2,000.00
Department: 575 - DEPT OF PUBLIC SAFTY Total:		156,550.37	169,164.71	183,719.00	159,909.16	182,719.00	255,343.00	259,523.00

FY 25-26 Approved Budget Report

For Fiscal: 2024-2025 Period Ending: 08/31/2025

		2022-2023	2023-2024	2024-2025	2024-2025	2024-2025	2025-2026	2025-2026
		Total Activity	Total Activity	Total Budget	YTD Activity	PROJECTED	REQUESTED	PROPOSED
Department: 590 - ELECTIONS ADMIN								
100-590-1100	SALARY	77,059.94	87,092.76	91,649.00	79,461.08	91,649.00	91,649.00	94,503.00
100-590-1105	ASSISTANTS SALARIES	162,263.56	170,963.84	176,085.00	153,921.68	176,085.00	204,114.00	203,261.00
100-590-2000	FRINGE BENEFITS	0.00	0.00	109,594.00	0.00	109,594.00	118,305.00	120,949.00
100-590-2010	FICA	21,390.16	23,976.62	0.00	20,816.69	0.00	0.00	0.00
100-590-2020	RETIREMENT	30,510.61	32,678.15	0.00	29,521.24	0.00	0.00	0.00
100-590-2030	INSURANCE	48,389.91	50,756.71	0.00	50,993.68	0.00	0.00	0.00
100-590-2050	WORKMANS COMPENSATION	499.92	485.21	0.00	499.39	0.00	0.00	0.00
100-590-2060	UNEMPLOYMENT INSURANCE	865.41	500.43	0.00	293.38	0.00	0.00	0.00
100-590-3100	OFFICE SUPPLIES	4,619.34	4,854.57	5,000.00	3,657.31	4,000.00	5,000.00	5,000.00
100-590-3500	MAINTENANCE FEES	99,460.79	110,545.16	110,000.00	70,657.93	71,000.00	110,000.00	110,000.00
100-590-3550	ELECTIONS - DIRECT	127,703.88	195,723.83	176,000.00	145,203.16	145,000.00	255,000.00	255,000.00
100-590-3555	ELECTIONS - INDIRECT	37,845.41	50,649.68	50,000.00	42,717.93	41,000.00	50,000.00	50,000.00
100-590-4211	COMMUNICATIONS	5,427.16	6,226.64	6,940.00	4,908.80	5,000.00	6,940.00	6,940.00
100-590-4231	TRANSPORTATION	8,107.50	8,280.00	8,280.00	7,602.06	7,700.00	8,280.00	8,280.00
100-590-4232	CONFERENCES AND SEMINARS	3,106.58	4,825.48	5,000.00	3,544.14	3,600.00	5,000.00	5,000.00
100-590-5100	POLLING LOCATION ADA BUILD...	0.00	43,100.00	0.00	0.00	0.00	0.00	0.00
100-590-5750	MACHINERY/EQUIPMENT	84,131.00	87,488.00	100,000.00	98,384.00	0.00	100,000.00	100,000.00
100-590-5756	COPIER LEASE/USAGE	4,728.60	5,511.82	5,000.00	4,048.47	4,000.00	5,000.00	5,000.00
Department: 590 - ELECTIONS ADMIN Total:		716,109.77	883,658.90	843,548.00	716,230.94	658,628.00	959,288.00	963,933.00

FY 25-26 Approved Budget Report

For Fiscal: 2024-2025 Period Ending: 08/31/2025

		2022-2023	2023-2024	2024-2025	2024-2025	2024-2025	2025-2026	2025-2026
		Total Activity	Total Activity	Total Budget	YTD Activity	PROJECTED	REQUESTED	PROPOSED
Department: 593 - ECONOMIC DEVELOPMEN								
100-593-1100	SALARY	7,211.88	8,217.67	18,567.00	16,207.27	18,567.00	18,567.00	19,355.00
100-593-1105	OTHER SALARIES	6,173.22	6,430.06	51,812.00	8,533.98	51,812.00	51,812.00	53,422.00
100-593-2000	FRINGE BENEFITS	0.00	0.00	28,152.00	0.00	28,152.00	28,152.00	29,659.00
100-593-2010	FICA	1,231.94	1,330.86	0.00	2,045.43	0.00	0.00	0.00
100-593-2020	RETIREMENT	1,979.09	2,064.67	0.00	3,205.54	0.00	0.00	0.00
100-593-2030	INSURANCE	2,747.92	2,785.18	0.00	5,044.96	0.00	0.00	0.00
100-593-2050	WORKMANS COMPENSATION	257.73	174.39	0.00	1,122.40	0.00	0.00	0.00
100-593-2060	UMEMPLOYMENT INSURANCE	0.02	0.00	0.00	0.06	0.00	0.00	0.00
100-593-3100	OFFICE SUPPLIES	408.72	0.00	500.00	3,505.02	505.00	750.00	750.00
100-593-3101	MARKETING	971.19	4,955.97	5,000.00	2,515.14	2,600.00	5,000.00	5,000.00
100-593-4100	PROFESSIONAL SERVICES	5,751.41	10,550.00	15,000.00	15,600.00	13,000.00	15,000.00	15,000.00
100-593-4231	TRANSPORTATION	2,932.56	2,932.56	2,933.00	2,691.71	2,700.00	2,933.00	2,933.00
100-593-4232	CONFERENCES/TRAINING	2,095.92	2,443.55	4,000.00	1,448.78	1,500.00	4,000.00	4,000.00
100-593-4234	EDUCATION/PUBLICATION	269.42	294.00	500.00	55.00	100.00	500.00	500.00
100-593-5756	COPIER LEASE/USAGE	5,827.54	607.72	0.00	0.00	0.00	0.00	0.00
Department: 593 - ECONOMIC DEVELOPMEN Total:		37,858.56	42,786.63	126,464.00	61,975.29	118,936.00	126,714.00	130,619.00

FY 25-26 Approved Budget Report

For Fiscal: 2024-2025 Period Ending: 08/31/2025

		2022-2023	2023-2024	2024-2025	2024-2025	2024-2025	2025-2026	2025-2026
		Total Activity	Total Activity	Total Budget	YTD Activity	PROJECTED	REQUESTED	PROPOSED
Department: 597 - ENVIRONMENTAL/SANITA								
100-597-1100	SALARY	0.00	0.00	0.00	0.00	0.00	80,426.00	82,804.00
100-597-1105	OTHER SALARIES	0.00	0.00	0.00	0.00	0.00	168,552.00	152,199.00
100-597-1106	INSPECTORS	0.00	0.00	0.00	0.00	0.00	592,289.00	473,031.00
100-597-1107	TRANSFER STATION	0.00	0.00	0.00	0.00	0.00	97,973.00	100,792.00
100-597-2000	FRINGE BENEFITS	0.00	0.00	0.00	0.00	0.00	375,696.00	319,791.00
100-597-3100	OFFICE SUPPLIES	0.00	0.00	0.00	0.00	0.00	5,000.00	5,000.00
100-597-3213	UNIFORMS	0.00	0.00	0.00	0.00	0.00	700.00	700.00
100-597-3550	DISPOSAL/OPERATING	0.00	0.00	0.00	0.00	0.00	300,000.00	300,000.00
100-597-3551	HHW FACILITY - OPERATING	0.00	0.00	0.00	0.00	0.00	22,500.00	22,500.00
100-597-3552	GRAPPLE TRUCK DUMPING FEE	0.00	0.00	0.00	0.00	0.00	6,000.00	6,000.00
100-597-3553	TRANSFER STATION RENOVATI...	0.00	0.00	0.00	0.00	0.00	10,000.00	0.00
100-597-4100	PROFESSIONAL SERVICES	0.00	0.00	0.00	0.00	0.00	2,500.00	2,500.00
100-597-4211	COMMUNICATIONS	0.00	0.00	0.00	0.00	0.00	11,985.00	11,985.00
100-597-4232	CONFERENCES & SEMINARS	0.00	0.00	0.00	0.00	0.00	7,000.00	7,000.00
100-597-4542	GASOLINE	0.00	0.00	0.00	0.00	0.00	30,000.00	30,000.00
100-597-4543	VEHICLE MAINTENANCE	0.00	0.00	0.00	0.00	0.00	7,000.00	7,000.00
100-597-4545	TCEQ FEES	0.00	0.00	0.00	0.00	0.00	14,000.00	14,000.00
100-597-5750	MACHINERY & EQUIPMENT	0.00	0.00	0.00	0.00	0.00	1,000.00	1,000.00
100-597-5757	COMPUTER EQUIPMENT	0.00	0.00	0.00	0.00	0.00	2,450.00	0.00
100-597-5900	CAPITAL ASSET	0.00	0.00	0.00	0.00	0.00	136,815.00	0.00
Department: 597 - ENVIRONMENTAL/SANITA Total:		0.00	0.00	0.00	0.00	0.00	1,871,886.00	1,536,302.00

FY 25-26 Approved Budget Report

For Fiscal: 2024-2025 Period Ending: 08/31/2025

		2022-2023	2023-2024	2024-2025	2024-2025	2024-2025	2025-2026	2025-2026
		Total Activity	Total Activity	Total Budget	YTD Activity	PROJECTED	REQUESTED	PROPOSED
Department: 635 - INDIGENT HEALTH CARE								
100-635-1100	SALARIES	67,270.85	70,665.92	74,582.00	65,042.26	74,582.00	74,582.00	76,669.00
100-635-1105	ASSISTANTS SALARIES	85,021.86	97,652.29	127,678.00	91,679.20	127,678.00	127,678.00	131,638.00
100-635-2000	FRINGE BENEFITS	0.00	0.00	82,904.00	0.00	82,904.00	82,904.00	81,603.00
100-635-2010	FICA	11,504.08	12,479.37	0.00	11,361.96	0.00	0.00	0.00
100-635-2020	RETIREMENT	18,575.49	20,198.15	0.00	18,442.45	0.00	0.00	0.00
100-635-2030	INSURANCE	29,786.52	33,019.02	0.00	33,654.98	0.00	0.00	0.00
100-635-2050	WORKERS COMP.	399.93	388.14	0.00	399.51	0.00	0.00	0.00
100-635-2060	UNEMPLOYMENT	429.37	266.09	0.00	156.06	0.00	0.00	0.00
100-635-3100	OFFICE SUPPLIES	3,070.36	2,595.80	3,500.00	2,772.39	3,000.00	3,500.00	3,500.00
100-635-4100	PROFESSIONAL SERVICES	28,849.00	48,164.70	57,000.00	44,091.65	45,000.00	57,000.00	57,000.00
100-635-4105	SETON CONTRACTED SERVICES	40,800.00	39,373.00	40,800.00	45,292.00	42,000.00	40,800.00	40,800.00
100-635-4231	TRANSPORTATION	0.00	0.00	300.00	0.00	0.00	300.00	300.00
100-635-4232	CONFERENCES AND SEMINARS	2,175.00	2,206.21	4,000.00	2,392.81	1,600.00	4,000.00	4,000.00
100-635-4905	INDIGENTS	0.00	0.00	325,000.00	0.00	325,000.00	325,000.00	325,000.00
100-635-4908	PHYSICIAN SERVICES	33,044.50	27,874.87	0.00	36,039.51	0.00	0.00	0.00
100-635-4909	PRESCRIPTION DRUGS	32,715.51	27,154.89	0.00	19,150.16	0.00	0.00	0.00
100-635-4911	HOSPITAL INPATIENT SERVICES	40,222.32	99,203.72	0.00	44,697.46	0.00	0.00	0.00
100-635-4912	HOSPITAL OUTPATIENT SERVIC...	196,398.88	127,182.03	0.00	65,264.80	0.00	0.00	0.00
100-635-4913	LAB/XRAY	9,825.73	12,164.67	0.00	3,580.58	0.00	0.00	0.00
100-635-4918	OPTIONAL SERVICES	18,954.40	17,490.96	0.00	15,848.31	0.00	0.00	0.00
100-635-5750	FURNITURE	0.00	0.00	4,500.00	4,360.35	4,500.00	0.00	0.00
100-635-5756	COPIER LEASE/USAGE	1,393.10	1,310.01	1,563.00	1,265.28	1,563.00	1,563.00	1,563.00
Department: 635 - INDIGENT HEALTH CARE Total:		620,436.90	639,389.84	721,827.00	505,491.72	707,827.00	717,327.00	722,073.00

FY 25-26 Approved Budget Report

For Fiscal: 2024-2025 Period Ending: 08/31/2025

		2022-2023	2023-2024	2024-2025	2024-2025	2024-2025	2025-2026	2025-2026
		Total Activity	Total Activity	Total Budget	YTD Activity	PROJECTED	REQUESTED	PROPOSED
Department: 645 - CHILD WELFARE								
100-645-1110	OFFICE SALARIES	44,926.10	47,009.40	50,894.00	44,090.24	50,894.00	50,894.00	52,531.00
100-645-2000	FRINGE BENEFITS	0.00	0.00	20,858.00	0.00	20,858.00	20,858.00	24,653.00
100-645-2010	FICA	4,234.38	4,379.52	0.00	4,084.89	0.00	0.00	0.00
100-645-2020	RETIREMENT	6,743.40	6,903.62	0.00	6,279.68	0.00	0.00	0.00
100-645-2030	INSURANCE	10,759.28	11,627.36	0.00	11,205.86	0.00	0.00	0.00
100-645-2050	WORKERS COMPENSATION	257.73	232.54	0.00	412.90	0.00	0.00	0.00
100-645-2060	UNEMPLOYEMENT INSURANCE	136.67	72.59	0.00	43.74	0.00	0.00	0.00
100-645-4105	FOSTER CARE	3,500.00	0.00	3,500.00	0.00	0.00	3,500.00	3,500.00
100-645-4211	COMMUNICATIONS	1,200.00	1,200.00	1,200.00	1,102.21	1,200.00	1,200.00	1,200.00
100-645-4231	TRANSPORTATION	9,199.92	9,199.92	9,200.00	8,450.61	9,200.00	9,200.00	9,200.00
Department: 645 - CHILD WELFARE Total:		80,957.48	80,624.95	85,652.00	75,670.13	82,152.00	85,652.00	91,084.00

FY 25-26 Approved Budget Report

For Fiscal: 2024-2025 Period Ending: 08/31/2025

		2022-2023	2023-2024	2024-2025	2024-2025	2024-2025	2025-2026	2025-2026
		Total Activity	Total Activity	Total Budget	YTD Activity	PROJECTED	REQUESTED	PROPOSED
Department: 655 - HABITAT CONSERVATION								
100-655-1100	SALARY	69,275.07	72,908.10	76,908.00	66,553.15	76,908.00	76,908.00	79,572.00
100-655-1110	OFFICE SALARIES	88,717.10	69,552.80	100,340.00	71,412.51	100,340.00	100,340.00	103,457.00
100-655-1115	BIOLOGIST SALARY	41,318.77	58,100.53	63,031.00	54,407.05	63,031.00	63,031.00	64,922.00
100-655-1120	FMIT SALARIES	191,989.21	210,245.17	271,330.00	186,174.93	271,330.00	271,330.00	279,382.00
100-655-2000	FRINGE BENEFITS	0.00	0.00	209,144.00	0.00	209,144.00	209,144.00	207,990.00
100-655-2010	FICA	28,683.70	29,939.17	0.00	27,589.83	0.00	0.00	0.00
100-655-2020	RETIREMENT	48,125.63	49,852.62	0.00	44,780.82	0.00	0.00	0.00
100-655-2030	INSURANCE	75,501.29	85,510.30	0.00	84,351.11	0.00	0.00	0.00
100-655-2050	WORKMANS COMPENSATION	3,748.87	4,482.47	0.00	2,920.64	0.00	0.00	0.00
100-655-2060	UNEMPLOYMENT INSURANCE	954.55	633.91	0.00	374.34	0.00	0.00	0.00
100-655-3100	OFFICE SUPPLIES	1,449.62	1,791.34	2,500.00	1,843.13	2,000.00	2,500.00	2,500.00
100-655-3102	FMIT OFFICE SUPPLIES	613.35	654.67	1,500.00	382.05	400.00	1,500.00	1,500.00
100-655-3550	FMIT OPERATING SUPPLIES	7,497.64	10,396.13	15,000.00	4,188.47	4,200.00	15,000.00	15,000.00
100-655-4100	PROFESSIONAL SERVICES	25,000.00	25,000.00	25,000.00	25,000.00	25,000.00	25,000.00	25,000.00
100-655-4101	FMIT PROFESSIONAL SERVICES	660.50	732.50	1,000.00	515.50	515.00	1,000.00	1,000.00
100-655-4211	COMMUNICATIONS	4,161.76	4,435.79	5,000.00	4,066.40	4,500.00	7,400.00	7,400.00
100-655-4231	TRANSPORTATION	67.50	97.50	0.00	104.50	105.00	0.00	0.00
100-655-4232	CONFERENCES AND SEMINARS	0.00	0.00	3,000.00	894.80	900.00	3,000.00	3,000.00
100-655-4540	FMIT FUEL	36,217.55	34,248.80	40,000.00	16,517.67	17,000.00	40,000.00	40,000.00
100-655-4542	FUEL	1,549.05	751.41	2,000.00	1,413.46	1,500.00	2,000.00	2,000.00
100-655-4543	VEHICLE MAINTENANCE	29.50	150.08	2,000.00	1,818.09	2,000.00	2,000.00	2,000.00
100-655-4544	FMIT MAINTENANCE/REPAIR	144,866.37	64,965.17	80,000.00	80,918.92	81,000.00	80,000.00	80,000.00
100-655-5750	MACHINERY/EQUIPMENT	0.00	0.00	5,000.00	4,661.25	5,000.00	5,000.00	5,000.00
100-655-5757	COMPUTER EQUIPMENT	0.00	0.00	0.00	0.00	0.00	0.00	3,000.00
100-655-5760	FMIT MACHINERY/EQUIPMENT	0.00	3,999.98	5,000.00	0.00	0.00	5,000.00	5,000.00
100-655-5900	CAPITAL ASSET	0.00	28,657.48	184,000.00	170,969.00	171,000.00	0.00	0.00
Department: 655 - HABITAT CONSERVATION Total:		770,427.03	757,105.92	1,091,753.00	851,857.62	1,035,873.00	910,153.00	927,723.00

FY 25-26 Approved Budget Report

For Fiscal: 2024-2025 Period Ending: 08/31/2025

		2022-2023	2023-2024	2024-2025	2024-2025	2024-2025	2025-2026	2025-2026
		Total Activity	Total Activity	Total Budget	YTD Activity	PROJECTED	REQUESTED	PROPOSED
Department: 665 - EXTENSION SERVICE								
100-665-1100	EXTENSION/AGRICULTURE	49,165.08	69,648.76	84,076.00	73,057.14	84,076.00	84,076.00	87,198.00
100-665-1110	OFFICE SALARIES	56,672.59	94,967.08	107,877.00	90,222.45	107,877.00	107,877.00	111,213.00
100-665-2000	FRINGE BENEFITS	0.00	0.00	79,281.00	0.00	79,281.00	79,281.00	77,726.00
100-665-2010	FICA	8,068.59	12,333.44	0.00	12,194.31	0.00	0.00	0.00
100-665-2020	RETIREMENT	6,953.18	11,413.98	0.00	10,464.29	0.00	0.00	0.00
100-665-2030	INSURANCE	11,259.28	23,795.52	0.00	22,449.12	0.00	0.00	0.00
100-665-2050	WORKERS COMPENSATION	499.92	485.21	0.00	499.39	0.00	0.00	0.00
100-665-2060	UNEMPLOYMENT INSURANCE	379.72	280.15	0.00	160.08	0.00	0.00	0.00
100-665-3100	OFFICE SUPPLIES	2,402.50	5,285.93	4,500.00	2,573.26	2,700.00	4,500.00	4,500.00
100-665-4211	COMMUNICATIONS	1,555.78	1,466.36	1,800.00	540.00	600.00	1,800.00	1,800.00
100-665-4230	TRANSPORTATION-4-H AGENT	6,839.77	4,569.30	7,200.00	4,484.93	4,700.00	7,200.00	7,200.00
100-665-4231	TRANSPORTATION-FCS AGENT	0.00	0.00	3,000.00	0.00	0.00	3,000.00	3,000.00
100-665-4232	YPA TRANSPORTATION	0.00	342.00	0.00	0.00	0.00	0.00	0.00
100-665-4236	FCS SUPPLIES	0.00	0.00	200.00	47.62	50.00	200.00	200.00
100-665-4237	STOCK SHOW EXPENSES	100.00	1,856.63	3,000.00	2,444.70	2,500.00	3,000.00	3,000.00
100-665-4238	PROFESS IMPROVE-AG AGENT	3,077.17	3,527.08	2,500.00	1,715.97	1,800.00	2,500.00	2,500.00
100-665-4239	PROFESS IMPROVE-FCS AGENT	0.00	2,753.98	2,500.00	1,558.51	1,600.00	2,500.00	2,500.00
100-665-4240	PROFESS IMPROVE-4-H AGENT	1,752.08	738.42	2,500.00	1,986.85	2,000.00	2,500.00	2,500.00
100-665-4542	FUEL-AG TRUCK	1,507.28	1,820.44	2,000.00	1,103.53	2,000.00	2,000.00	2,000.00
100-665-4543	VEHICLE MAINTENANCE	598.18	975.11	400.00	10,905.52	10,896.00	400.00	400.00
100-665-4545	FERAL HOG BOUNTY PROGRAM	0.00	10,035.42	25,000.00	10,120.00	10,120.00	25,000.00	25,000.00
100-665-5750	EQUIPMENT	0.00	0.00	2,000.00	1,942.46	2,000.00	2,000.00	2,000.00
100-665-5756	COPIER LEASE/USAGE	5,783.38	6,726.45	7,000.00	4,498.86	4,300.00	7,000.00	7,000.00
Department: 665 - EXTENSION SERVICE Total:		156,614.50	253,021.26	334,834.00	252,968.99	316,500.00	334,834.00	339,737.00

FY 25-26 Approved Budget Report

For Fiscal: 2024-2025 Period Ending: 08/31/2025

		2022-2023	2023-2024	2024-2025	2024-2025	2024-2025	2025-2026	2025-2026
		Total Activity	Total Activity	Total Budget	YTD Activity	PROJECTED	REQUESTED	PROPOSED
Department: 995 - NON-DEPARTMENTAL								
100-995-4000	FLEXIBLE SPENDING ADMINIST...	0.00	0.00	0.00	0.00	0.00	0.00	0.00
100-995-4001	DEFERRED COMP ADMINISTRA...	13,148.86	16,894.70	13,000.00	356.00	400.00	13,000.00	13,000.00
100-995-4002	JURY EXPENSES	24,607.67	39,859.47	25,000.00	55,755.82	63,400.00	55,000.00	55,000.00
100-995-4070	RETIREES INSURANCE	497,830.15	526,270.76	500,000.00	535,336.23	555,953.00	500,000.00	500,000.00
100-995-4100	PROFESSIONAL SERVICES/AUDIT	46,915.00	42,534.00	50,000.00	56,771.81	64,882.00	60,000.00	60,000.00
100-995-4101	PROFESSIONAL SERVICES-JP'S &..	355,950.48	521,874.39	350,000.00	452,547.60	510,545.00	400,000.00	400,000.00
100-995-4102	DELINQUENT TAX ATTORNEY F...	273,800.79	335,191.74	250,000.00	299,407.48	342,180.00	275,000.00	275,000.00
100-995-4103	COLLECTION AGENCY FEE, JP's	161,532.20	105,345.17	150,000.00	82,762.21	94,858.00	150,000.00	150,000.00
100-995-4104	RURAL FIRE ASSOCIATION	12,712.75	12,067.87	10,000.00	9,279.20	10,605.00	10,000.00	10,000.00
100-995-4105	CAP. MURDER TRIAL	0.00	0.00	100,000.00	0.00	0.00	100,000.00	100,000.00
100-995-4106	CONEXIS (COBRA)	2,273.85	0.00	0.00	0.00	0.00	0.00	0.00
100-995-4107	CRIMESTOPPERS COLLECTIONS	5,848.53	8,008.16	9,000.00	6,315.75	4,956.00	9,000.00	9,000.00
100-995-4109	SALES TAX EXP	4,116.78	4,008.43	4,500.00	5,021.48	5,739.00	4,500.00	4,500.00
100-995-4110	TAX WRITE-OUT FEES	0.00	183,301.70	160,000.00	184,849.16	169,285.00	160,000.00	160,000.00
100-995-4113	COURT HOUSE SECURITY	29,684.41	36,408.64	30,000.00	813.70	929.00	30,000.00	30,000.00
100-995-4114	DEVELOPMENT RECORDING FE...	4,498.00	4,087.00	5,000.00	4,726.00	5,195.00	5,000.00	5,000.00
100-995-4115	LPHCP RECORDING FEES	3,234.00	3,419.00	5,000.00	3,912.00	4,201.00	5,000.00	5,000.00
100-995-4118	DOUBLE EAGLE PID	0.00	0.00	0.00	0.00	0.00	0.00	0.00
100-995-4201	SMITHVILLE FIRE DEPARTMENT	15,000.00	15,000.00	15,000.00	15,000.00	15,000.00	15,000.00	15,000.00
100-995-4203	HEART OF PINES FIRE DEPART...	15,000.00	0.00	20,000.00	20,000.00	20,000.00	20,000.00	20,000.00
100-995-4212	POSTAGE	120,480.46	108,018.42	100,000.00	95,682.28	96,576.00	100,000.00	100,000.00
100-995-4216	OMNIBASE - FTA PROGRAM	12,402.21	11,708.00	12,000.00	8,589.15	9,816.00	12,000.00	12,000.00
100-995-4310	ADVERTISING & LEGAL NOTICES	15,332.50	10,552.07	15,000.00	9,646.44	10,076.00	15,000.00	15,000.00
100-995-4415	INSURANCE AUTO LIABILITY/P...	1,379,782.51	1,617,658.65	1,400,000.00	2,016,271.18	2,304,310.00	2,100,000.00	2,100,000.00
100-995-4425	BASIC TELEPHONE	148,545.92	115,340.62	200,000.00	109,140.36	124,732.00	200,000.00	200,000.00
100-995-4430	UTILITIES	654,416.38	662,003.16	600,000.00	553,655.46	617,344.00	600,000.00	600,000.00
100-995-4501	CONTRACTS	9,000.00	9,000.00	9,000.00	8,250.00	9,000.00	9,000.00	9,000.00
100-995-4740	BASTROP COUNTY HISTORICAL...	0.00	0.00	500.00	0.00	0.00	5,000.00	5,000.00
100-995-4741	LIBRARY	12,000.00	13,300.00	12,000.00	12,000.00	12,000.00	14,000.00	12,000.00
100-995-4742	C.A.S.A.	12,000.00	12,000.00	12,000.00	12,000.00	12,000.00	12,000.00	12,000.00
100-995-4744	FIRST RESPONDERS	15,000.00	15,000.00	15,000.00	15,000.00	15,000.00	15,000.00	15,000.00

FY 25-26 Approved Budget Report

For Fiscal: 2024-2025 Period Ending: 08/31/2025

		2022-2023	2023-2024	2024-2025	2024-2025	2024-2025	2025-2026	2025-2026
		Total Activity	Total Activity	Total Budget	YTD Activity	PROJECTED	REQUESTED	PROPOSED
100-995-4747	AMBULANCE -3 DEPTS	0.00	0.00	250,000.00	0.00	0.00	0.00	0.00
100-995-4748	COMBINED COMMUNITY ACTI...	15,000.00	15,000.00	15,000.00	12,000.00	15,000.00	15,000.00	15,000.00
100-995-4749	SOIL & WATER CONSERVATION	7,500.00	7,500.00	7,500.00	7,500.00	7,500.00	7,500.00	7,500.00
100-995-4750	FAMILY CRISIS CENTER	12,000.00	12,000.00	12,000.00	12,000.00	12,000.00	12,000.00	12,000.00
100-995-4752	FOOD PANTRY (3)	26,500.00	26,500.00	26,500.00	26,500.00	26,500.00	26,500.00	26,500.00
100-995-4753	BOYS & GIRLS CLUB	0.00	2,500.00	2,500.00	2,500.00	2,500.00	2,500.00	2,500.00
100-995-4754	CHILD ADVOCACY CENTER	12,500.00	12,500.00	14,000.00	0.00	0.00	30,000.00	14,000.00
100-995-4755	CARTS	15,000.00	15,000.00	17,000.00	17,000.00	17,000.00	20,000.00	17,000.00
100-995-4756	MEEELJ	2,500.00	2,500.00	2,500.00	2,500.00	2,500.00	7,500.00	2,500.00
100-995-4757	SMITHVILLE CLINIC	0.00	2,500.00	5,000.00	5,000.00	5,000.00	20,400.00	5,000.00
100-995-4759	ADVOCACY OUTREACH	4,000.00	4,000.00	0.00	4,000.00	4,000.00	4,000.00	4,000.00
100-995-4761	CLEAN AIR COALITION	4,621.00	5,764.00	0.00	6,093.00	6,964.00	7,000.00	7,000.00
100-995-4765	HOPEWELL	2,500.00	2,500.00	2,500.00	2,500.00	2,500.00	2,500.00	2,500.00
100-995-4766	LONG TERM RECOVERY TEAM	30,000.00	30,000.00	30,000.00	30,000.00	30,000.00	30,000.00	30,000.00
100-995-4802	SERENITY STAR	3,000.00	3,000.00	3,000.00	3,000.00	3,000.00	35,000.00	3,000.00
100-995-4803	CAMP HAVEN	0.00	0.00	0.00	0.00	0.00	57,600.00	10,000.00
100-995-4804	BASTROP PREGNANCY RESOUR...	0.00	0.00	0.00	0.00	0.00	5,000.00	1,000.00
100-995-4810	BOOT CAMP	118,509.49	123,051.00	126,177.00	126,177.00	126,177.00	139,880.00	139,880.00
100-995-4910	MEMBERSHIP DUES, COUNTY ...	40,327.52	31,474.82	32,000.00	37,329.76	42,272.00	40,000.00	40,000.00
100-995-4912	MISSION CRITICAL SALAREIS	0.00	0.00	30,000.00	0.00	0.00	30,000.00	30,000.00
100-995-4950	WRIT OF EXECUTION/SANCTION	0.00	9,115.26	2,000.00	0.00	0.00	2,000.00	2,000.00
100-995-4951	CREDIT CARD FEES	3,608.15	2,749.71	3,000.00	2,573.59	2,941.00	3,000.00	3,000.00
100-995-4955	AED123	0.00	0.00	0.00	0.00	0.00	25,410.00	25,410.00
100-995-4956	PUBLIC HEALTH DEPARTMENT	0.00	73,347.54	0.00	0.00	0.00	0.00	0.00
100-995-4957	GRAPPLE TRUCK FUEL	0.00	0.00	0.00	807.14	1,000.00	0.00	0.00
100-995-4958	GRAPPLE TRUCK TIPPING FEES	0.00	0.00	0.00	1,765.86	2,200.00	0.00	0.00
100-995-4995	COURIER TRANSPORT SERVICES	0.00	0.00	0.00	0.00	0.00	30,000.00	30,000.00
100-995-4997	IT INCIDENTAL REPLACEMENT/...	0.00	0.00	0.00	0.00	0.00	90,000.00	91,000.00
100-995-4998	GENERAL SERVICES INCIDENTAL..	0.00	0.00	0.00	0.00	0.00	100,000.00	100,000.00
100-995-4999	MISCELLANEOUS	30,725.83	18,353.75	105,000.00	53,405.71	60,669.00	105,000.00	77,000.00
100-995-5001	CHILD SAFETY FEE, TAX ASSR/CO	0.00	0.00	33,000.00	0.00	0.00	33,000.00	33,000.00

FY 25-26 Approved Budget Report

For Fiscal: 2024-2025 Period Ending: 08/31/2025

[100-995-5002](#)

	2022-2023 Total Activity	2023-2024 Total Activity	2024-2025 Total Budget	2024-2025 YTD Activity	2024-2025 PROJECTED	2025-2026 REQUESTED	2025-2026 PROPOSED
BCAD TAX ASSESSOR/COLLECT...	0.00	0.00	0.00	0.00	0.00	1,044,460.00	1,044,460.00
Department: 995 - NON-DEPARTMENTAL Total:	4,173,405.44	4,828,208.03	4,790,677.00	4,925,741.37	5,448,705.00	6,818,750.00	6,666,750.00
Total Revenues	61,211,830.28	66,150,309.40	69,179,836.00	64,929,450.60	70,772,228.39	71,697,899.00	73,512,281.00
Total Expenses	56,385,911.01	62,088,989.07	69,179,836.00	59,370,487.49	71,056,072.47	78,579,841.95	73,512,281.00
Report Surplus (Deficit):	4,825,919.27	4,061,320.33	0.00	5,558,963.11	-283,844.08	-6,881,942.95	0.00



Bastrop County, TX

FY 25-26 Approved Budget Report

Account Summary

For Fiscal: 2024-2025 Period Ending: 08/31/2025

		2022-2023	2023-2024	2024-2025	2024-2025	2024-2025	2025-2026	2025-2026
		Total Activity	Total Activity	Total Budget	YTD Activity	PROJECTED	REQUESTED	PROPOSED
220-341-4001	COUNTY CLERK RECORDS MG...	205,808.56	207,047.70	210,000.00	194,636.05	210,249.00	210,000.00	210,000.00
220-341-4004	COUNTY CLERK PRESERVE/RES...	198,010.00	199,620.00	200,000.00	187,580.00	202,476.00	205,000.00	205,000.00
220-341-4005	CC RECORDS MANAGE & PRES ...	4,675.00	4,445.00	5,000.00	3,655.00	3,940.00	4,500.00	4,500.00
220-341-4013	COUNTY CLERK TECHNOLOGY	838.98	776.90	1,000.00	716.15	798.00	1,000.00	1,000.00
220-341-4014	COUNTY CLERK PRESERVATION	0.00	0.00	500.00	0.00	0.00	0.00	0.00
220-341-4015	CO CLERK COURTHOUSE SECUR...	28,873.00	12,480.32	15,000.00	6,503.78	7,076.00	8,000.00	8,000.00
220-341-4031	CO.CLERK TRUANCY COURT CO...	15.00	10.00	0.00	10.00	10.00	10.00	10.00
220-341-7001	DISTRICT CLERK RECORDS MG...	4,917.32	5,150.66	5,000.00	4,385.05	4,805.00	5,000.00	5,000.00
220-341-7005	DC RECORDS MANAGE & PRES ...	39,123.89	45,926.85	50,000.00	47,040.00	51,876.00	55,000.00	55,000.00
220-341-7013	DISTRICT CLERK TECHNOLOGY	1,665.65	1,323.94	2,500.00	1,006.47	1,125.00	1,500.00	1,500.00
220-341-7014	DISTRICT CLERK PRESERVATION	1,157.11	700.44	1,500.00	380.00	444.00	0.00	0.00
220-341-7015	DIST CLERK COURTHOUSE SEC...	25,794.47	28,693.22	25,000.00	29,298.11	32,318.00	30,000.00	30,000.00
220-341-7801	CTHOUSE SECURITY \$1 FEE JP1	12,580.05	11,676.42	12,500.00	10,897.65	12,333.00	12,500.00	12,500.00
220-341-7802	CTHOUSE SECURITY \$1 FEE JP2	7,984.22	7,446.09	8,500.00	7,594.51	8,226.00	8,500.00	8,500.00
220-341-7803	CTHOUSE SECURITY \$1 FEE JP3	9,791.16	8,872.54	9,500.00	10,375.85	11,952.00	12,000.00	12,000.00
220-341-7804	CTHOUSE SECURITY \$1 FEE JP4	4,435.27	4,439.43	4,500.00	3,384.98	3,776.00	4,500.00	4,500.00
220-341-9408	DRIVERS SAFETY COURSE JP 1	2,650.01	1,890.00	2,000.00	1,820.00	2,016.00	2,000.00	2,000.00
220-341-9409	DRIVERS SAFETY COURSE JP 3	2,370.00	1,230.00	2,000.00	1,030.02	1,224.00	1,500.00	1,500.00
220-341-9410	DRIVERS SAFETY COURSE JP 2	2,135.00	1,910.00	2,000.00	2,160.00	2,316.00	2,000.00	2,000.00
220-341-9411	DRIVERS SAFETY COURSE JP 4	660.53	322.65	1,500.00	480.00	540.00	1,000.00	1,000.00
220-341-9701	L.E.O.S.E. CONSTABLE 1	564.76	1,437.18	500.00	1,462.21	1,462.00	1,500.00	1,500.00
220-341-9702	L.E.O.S.E. CONSTABLE 2	564.76	1,437.18	500.00	1,462.21	1,462.00	1,500.00	1,500.00
220-341-9703	L.E.O.S.E. CONSTABLE 3	0.00	0.00	500.00	0.00	0.00	0.00	0.00
220-341-9704	L.E.O.S.E. CONSTABLE 4	564.76	1,437.18	500.00	1,462.21	1,462.00	1,500.00	1,500.00
220-341-9705	L.E.O.S.E. DA	649.27	1,652.22	700.00	1,460.59	1,461.00	1,500.00	1,500.00
220-341-9706	L.E.O.S.E. SHERIFF'S OFFICE	3,892.23	23,075.43	6,000.00	25,210.18	25,210.00	25,000.00	25,000.00
220-341-9721	JP 1 TECHNOLOGY FEES	10,367.01	9,599.88	11,000.00	8,966.63	10,146.00	11,000.00	11,000.00

FY 25-26 Approved Budget Report

For Fiscal: 2024-2025 Period Ending: 08/31/2025

		2022-2023	2023-2024	2024-2025	2024-2025	2024-2025	2025-2026	2025-2026
		Total Activity	Total Activity	Total Budget	YTD Activity	PROJECTED	REQUESTED	PROPOSED
220-341-9722	JP 2 TECHNOLOGY FEES	6,777.81	6,287.35	7,000.00	6,328.76	6,847.00	7,000.00	7,000.00
220-341-9723	JP 3 TECHNOLOGY FEES	8,138.92	7,363.03	8,000.00	8,574.85	9,881.00	9,000.00	9,000.00
220-341-9724	JP 4 TECHNOLOGY FEES	3,737.62	3,712.45	3,500.00	2,833.62	3,162.00	3,500.00	3,500.00
220-341-9731	TRUANCY COURT COST JP 1	12,460.48	11,602.04	11,000.00	10,892.38	12,338.00	11,000.00	11,000.00
220-341-9732	TRUANCY COURT COST JP 2	6,687.41	6,437.47	6,000.00	7,293.28	7,940.00	8,000.00	8,000.00
220-341-9733	TRUANCY COURT COST JP 3	9,179.79	8,385.80	9,000.00	10,039.36	11,549.00	11,000.00	11,000.00
220-341-9734	TRUANCY COURT COST JP 4	3,875.66	4,011.43	4,000.00	3,062.99	3,411.00	4,000.00	4,000.00
220-361-0000	DOUBLE EAGLE PID INTEREST	0.00	13,860.50	0.00	13,429.43	26,858.00	26,800.00	26,800.00
220-370-7501	ANIMAL CONTROL DONATIONS	65,959.58	175,476.33	71,000.00	63,131.39	55,339.00	60,000.00	60,000.00
220-370-7503	MONUMENT RELOCATION DO...	0.00	0.00	0.00	0.00	0.00	0.00	0.00
220-370-7504	VETERAN DONATIONS	5,000.00	0.00	5,000.00	0.00	0.00	0.00	0.00
220-370-7505	DOUBLE EAGLE PID COMMUNI...	254,159.40	0.00	0.00	515,110.94	515,111.00	0.00	0.00
220-370-7520	OPIOID SETTLEMENT	0.00	0.00	0.00	102,478.42	102,478.00	0.00	0.00
220-390-0000	CASH ON HAND	0.00	0.00	674,300.00	0.00	0.00	781,769.00	781,769.00

FY 25-26 Approved Budget Report

For Fiscal: 2024-2025 Period Ending: 08/31/2025

		2022-2023	2023-2024	2024-2025	2024-2025	2024-2025	2025-2026	2025-2026
		Total Activity	Total Activity	Total Budget	YTD Activity	PROJECTED	REQUESTED	PROPOSED
Department: 403 - COUNTY CLERK								
220-403-1108	RECORDS SALARY MGMT	73,669.41	84,333.43	110,000.00	80,674.15	88,178.00	110,000.00	110,000.00
220-403-2000	FRINGE BENEFITS	0.00	0.00	35,000.00	0.00	30,870.00	35,000.00	35,000.00
220-403-2010	FICA	5,481.50	6,041.51	0.00	5,732.06	0.00	0.00	0.00
220-403-2020	RETIREMENT	8,954.21	10,120.48	0.00	9,482.97	0.00	0.00	0.00
220-403-2030	INSURANCE	8,556.69	13,003.27	0.00	12,946.03	0.00	0.00	0.00
220-403-2060	UNEMPLOYMENT INSURANCE	0.13	0.19	0.00	0.14	0.00	0.00	0.00
220-403-4001	COUNTY CLERK RECORDS MG...	59,100.27	93,565.01	200,000.00	109,642.33	131,240.00	200,000.00	200,000.00
220-403-4003	COUNTY CLERK PRESERVE/RES...	119,199.40	515,328.85	650,000.00	335,226.79	111,412.00	500,000.00	500,000.00
220-403-4005	COUNTY CLERK HB 3637 TECH	442.50	0.00	5,000.00	3,591.30	0.00	5,000.00	5,000.00
Department: 403 - COUNTY CLERK Total:		275,404.11	722,392.74	1,000,000.00	557,295.77	361,700.00	850,000.00	850,000.00

FY 25-26 Approved Budget Report

For Fiscal: 2024-2025 Period Ending: 08/31/2025

	2022-2023 Total Activity	2023-2024 Total Activity	2024-2025 Total Budget	2024-2025 YTD Activity	2024-2025 PROJECTED	2025-2026 REQUESTED	2025-2026 PROPOSED
Department: 450 - DISTRICT CLERK							
220-450-4001 DISTRICT CLERK RECORDS MG...	0.00	0.00	30,000.00	0.00	0.00	30,000.00	30,000.00
220-450-4004 DISTRICT CLERK PRESERVATION	50,000.00	0.00	75,000.00	0.00	0.00	50,000.00	50,000.00
220-450-4111 DISTRICT CLERK TECHNOLOGY	19,302.78	10,886.10	30,000.00	15,059.12	18,071.00	30,000.00	30,000.00
Department: 450 - DISTRICT CLERK Total:	69,302.78	10,886.10	135,000.00	15,059.12	18,071.00	110,000.00	110,000.00

FY 25-26 Approved Budget Report

For Fiscal: 2024-2025 Period Ending: 08/31/2025

	2022-2023 Total Activity	2023-2024 Total Activity	2024-2025 Total Budget	2024-2025 YTD Activity	2024-2025 PROJECTED	2025-2026 REQUESTED	2025-2026 PROPOSED
Department: 451 - JUSTICE OF PEACE #1							
220-451-4999 JP 1 DRIVERS SAFETY	2,527.93	0.00	6,000.00	1,819.00	2,183.00	6,000.00	6,000.00
Department: 451 - JUSTICE OF PEACE #1 Total:	2,527.93	0.00	6,000.00	1,819.00	2,183.00	6,000.00	6,000.00

FY 25-26 Approved Budget Report

For Fiscal: 2024-2025 Period Ending: 08/31/2025

	2022-2023 Total Activity	2023-2024 Total Activity	2024-2025 Total Budget	2024-2025 YTD Activity	2024-2025 PROJECTED	2025-2026 REQUESTED	2025-2026 PROPOSED
Department: 452 - JUSTICE OF PEACE #2							
220-452-4999 JP 2 DRIVERS SAFETY	1,399.19	1,621.03	16,000.00	3,255.99	3,774.00	16,000.00	16,000.00
Department: 452 - JUSTICE OF PEACE #2 Total:	1,399.19	1,621.03	16,000.00	3,255.99	3,774.00	16,000.00	16,000.00

FY 25-26 Approved Budget Report

For Fiscal: 2024-2025 Period Ending: 08/31/2025

	2022-2023 Total Activity	2023-2024 Total Activity	2024-2025 Total Budget	2024-2025 YTD Activity	2024-2025 PROJECTED	2025-2026 REQUESTED	2025-2026 PROPOSED
Department: 453 - JUSTICE OF PEACE #3							
220-453-4999 JP 3 DRIVERS SAFETY	1,283.44	70.00	16,000.00	2,409.74	2,892.00	16,000.00	16,000.00
Department: 453 - JUSTICE OF PEACE #3 Total:	1,283.44	70.00	16,000.00	2,409.74	2,892.00	16,000.00	16,000.00

FY 25-26 Approved Budget Report

For Fiscal: 2024-2025 Period Ending: 08/31/2025

	2022-2023 Total Activity	2023-2024 Total Activity	2024-2025 Total Budget	2024-2025 YTD Activity	2024-2025 PROJECTED	2025-2026 REQUESTED	2025-2026 PROPOSED
Department: 454 - JUSTICE OF PEACE #4							
220-454-4999 JP 4 DRIVERS SAFETY	3,310.65	2,388.99	16,000.00	1,698.61	2,038.00	16,000.00	16,000.00
Department: 454 - JUSTICE OF PEACE #4 Total:	3,310.65	2,388.99	16,000.00	1,698.61	2,038.00	16,000.00	16,000.00

FY 25-26 Approved Budget Report

For Fiscal: 2024-2025 Period Ending: 08/31/2025

		2022-2023	2023-2024	2024-2025	2024-2025	2024-2025	2025-2026	2025-2026
		Total Activity	Total Activity	Total Budget	YTD Activity	PROJECTED	REQUESTED	PROPOSED
Department: 475 - DISTRICT ATTORNEY								
220-475-4233	L.E.O.S.E. DA	0.00	0.00	9,000.00	0.00	0.00	9,000.00	9,000.00
Department: 475 - DISTRICT ATTORNEY Total:		0.00	0.00	9,000.00	0.00	0.00	9,000.00	9,000.00

FY 25-26 Approved Budget Report

For Fiscal: 2024-2025 Period Ending: 08/31/2025

	2022-2023 Total Activity	2023-2024 Total Activity	2024-2025 Total Budget	2024-2025 YTD Activity	2024-2025 PROJECTED	2025-2026 REQUESTED	2025-2026 PROPOSED
Department: 551 - CONSTABLE #1							
220-551-4233 L.E.O.S.E. CONSTABLE 1	0.00	150.00	7,000.00	896.76	1,034.00	7,000.00	7,000.00
Department: 551 - CONSTABLE #1 Total:	0.00	150.00	7,000.00	896.76	1,034.00	7,000.00	7,000.00

FY 25-26 Approved Budget Report

For Fiscal: 2024-2025 Period Ending: 08/31/2025

	2022-2023 Total Activity	2023-2024 Total Activity	2024-2025 Total Budget	2024-2025 YTD Activity	2024-2025 PROJECTED	2025-2026 REQUESTED	2025-2026 PROPOSED
Department: 552 - CONSTABLE #2							
220-552-4233 L.E.O.S.E. CONSTABLE 2	852.15	169.96	7,000.00	0.00	0.00	7,000.00	7,000.00
Department: 552 - CONSTABLE #2 Total:	852.15	169.96	7,000.00	0.00	0.00	7,000.00	7,000.00

FY 25-26 Approved Budget Report

For Fiscal: 2024-2025 Period Ending: 08/31/2025

	2022-2023 Total Activity	2023-2024 Total Activity	2024-2025 Total Budget	2024-2025 YTD Activity	2024-2025 PROJECTED	2025-2026 REQUESTED	2025-2026 PROPOSED
Department: 553 - CONSTABLE #3							
220-553-4233 L.E.O.S.E. CONSTABLE 3	0.00	1,959.28	1,500.00	0.00	0.00	1,500.00	1,500.00
Department: 553 - CONSTABLE #3 Total:	0.00	1,959.28	1,500.00	0.00	0.00	1,500.00	1,500.00

FY 25-26 Approved Budget Report

For Fiscal: 2024-2025 Period Ending: 08/31/2025

	2022-2023 Total Activity	2023-2024 Total Activity	2024-2025 Total Budget	2024-2025 YTD Activity	2024-2025 PROJECTED	2025-2026 REQUESTED	2025-2026 PROPOSED
Department: 554 - CONSTABLE #4							
220-554-4233 L.E.O.S.E. CONSTABLE 4	1,357.76	150.00	7,000.00	0.00	0.00	7,000.00	7,000.00
Department: 554 - CONSTABLE #4 Total:	1,357.76	150.00	7,000.00	0.00	0.00	7,000.00	7,000.00

FY 25-26 Approved Budget Report

For Fiscal: 2024-2025 Period Ending: 08/31/2025

	2022-2023 Total Activity	2023-2024 Total Activity	2024-2025 Total Budget	2024-2025 YTD Activity	2024-2025 PROJECTED	2025-2026 REQUESTED	2025-2026 PROPOSED
Department: 560 - LAW ENFORCEMENT							
220-560-4233 L.E.O.S.E. SHERIFF'S OFFICE	0.00	0.00	20,000.00	0.00	0.00	20,000.00	20,000.00
Department: 560 - LAW ENFORCEMENT Total:	0.00	0.00	20,000.00	0.00	0.00	20,000.00	20,000.00

FY 25-26 Approved Budget Report

For Fiscal: 2024-2025 Period Ending: 08/31/2025

	2022-2023 Total Activity	2023-2024 Total Activity	2024-2025 Total Budget	2024-2025 YTD Activity	2024-2025 PROJECTED	2025-2026 REQUESTED	2025-2026 PROPOSED
Department: 563 - ANIMAL CONTROL							
220-563-4546 ANIMAL CONTROL DONATIONS	65,168.20	73,123.00	65,000.00	47,797.96	29,675.00	264,000.00	264,000.00
Department: 563 - ANIMAL CONTROL Total:	65,168.20	73,123.00	65,000.00	47,797.96	29,675.00	264,000.00	264,000.00

FY 25-26 Approved Budget Report

For Fiscal: 2024-2025 Period Ending: 08/31/2025

	2022-2023 Total Activity	2023-2024 Total Activity	2024-2025 Total Budget	2024-2025 YTD Activity	2024-2025 PROJECTED	2025-2026 REQUESTED	2025-2026 PROPOSED
Department: 995 - NON-DEPARTMENTAL							
220-995-4111 JP TECHNOLOGY	10,616.18	8,737.49	45,000.00	47,118.47	20,700.00	45,000.00	45,000.00
220-995-4113 JP COURTHOUSE SECURITY	5,695.72	0.00	26,000.00	3,966.10	0.00	52,000.00	52,000.00
220-995-7504 MISCELLANEOUS	0.00	0.00	0.00	209.99	210.00	0.00	0.00
220-995-7505 DOUBLE EAGLE PID COMMUNI...	0.00	0.00	0.00	0.00	0.00	0.00	0.00
220-995-7520 OPIOID SETTLEMENT	0.00	0.00	0.00	899.94	0.00	101,579.00	101,579.00
Department: 995 - NON-DEPARTMENTAL Total:	16,311.90	8,737.49	71,000.00	52,194.50	20,910.00	198,579.00	198,579.00
Total Revenues	946,064.68	819,737.63	1,376,500.00	1,296,153.07	1,353,617.00	1,528,079.00	1,528,079.00
Total Expenses	436,918.11	821,648.59	1,376,500.00	682,427.45	442,277.00	1,528,079.00	1,528,079.00
Report Surplus (Deficit):	509,146.57	-1,910.96	0.00	613,725.62	911,340.00	0.00	0.00



Bastrop County, TX

FY 25-26 Approved Budget Report

Account Summary

For Fiscal: 2024-2025 Period Ending: 08/31/2025

		2022-2023	2023-2024	2024-2025	2024-2025	2024-2025	2025-2026	2025-2026
		Total Activity	Total Activity	Total Budget	YTD Activity	PROJECTED	REQUESTED	PROPOSED
221-311-0000	CURRENT TAXES	1,676,407.79	1,809,658.11	2,029,742.00	2,033,599.13	2,324,113.00	2,230,912.00	2,230,912.00
221-311-3000	DELINQUENT TAXES	32,484.15	37,819.07	39,000.00	48,461.02	55,385.00	55,000.00	55,000.00
221-319-1000	PENALTIES/INTEREST	23,298.21	39,035.42	30,000.00	31,118.89	35,565.00	40,000.00	40,000.00
221-320-1000	MOTOR VEHICLE REGISTRATION	266,412.08	259,450.00	315,000.00	264,967.25	296,765.00	280,000.00	280,000.00
221-335-4000	STATE & LATERAL ROAD FUNDS	14,827.71	16,638.04	17,000.00	16,876.77	16,876.77	18,000.00	18,000.00
221-361-0000	INTEREST	36,890.48	50,159.09	42,000.00	54,990.95	54,280.00	80,000.00	80,000.00
221-365-0000	SALES & SERVICE	3,699.00	106,863.00	15,000.00	141,600.00	161,829.00	15,000.00	15,000.00
221-370-0000	MISCELLANEOUS	78,732.91	167,031.46	50,000.00	24,908.02	28,500.00	40,000.00	40,000.00
221-390-0001	CASH ON HAND	0.00	0.00	0.00	0.00	0.00	0.00	0.00
221-390-1006	DR 4272 FLOOD REIMBURSEM...	4,898.08	0.00	0.00	0.00	0.00	0.00	0.00
221-390-1011	WCID #2 - ILA	73,671.28	102,646.99	120,000.00	102,343.25	116,965.00	120,000.00	120,000.00
221-390-3703	TAHITIAN DRAINAGE HMGP	169,858.99	0.00	0.00	0.00	0.00	0.00	0.00

FY 25-26 Approved Budget Report

For Fiscal: 2024-2025 Period Ending: 08/31/2025

		2022-2023 Total Activity	2023-2024 Total Activity	2024-2025 Total Budget	2024-2025 YTD Activity	2024-2025 PROJECTED	2025-2026 REQUESTED	2025-2026 PROPOSED
Department: 621 - ROAD MAINT PCT#1								
221-621-1100	SALARY	43,916.55	46,151.94	48,332.00	41,766.16	47,735.00	49,189.00	49,189.00
221-621-1115	ROAD WORKERS SALARY	621,652.01	650,547.47	728,209.00	613,082.57	728,209.00	720,982.00	777,020.00
221-621-1190	OVERTIME SALARY	32,372.28	35,979.12	30,000.00	30,017.71	34,310.00	30,000.00	30,000.00
221-621-2000	FRINGE BENEFITS	0.00	0.00	322,616.00	0.00	322,616.00	345,148.00	375,878.00
221-621-2010	FICA	54,130.38	56,594.90	0.00	53,073.40	0.00	0.00	0.00
221-621-2020	RETIREMENT	87,485.40	90,634.76	0.00	82,629.50	0.00	0.00	0.00
221-621-2030	INSURANCE	132,078.73	150,832.19	0.00	141,766.03	0.00	0.00	0.00
221-621-2050	WORKERS COMPENSATION	13,509.67	13,536.06	0.00	13,699.29	0.00	0.00	0.00
221-621-2060	UNEMPLOYMENT	1,675.98	1,036.76	0.00	632.21	0.00	0.00	0.00
221-621-3100	OFFICE SUPPLIES	0.00	31.50	0.00	284.09	0.00	0.00	0.00
221-621-3550	OPERATING SUPPLIES	34,484.03	49,116.33	35,000.00	20,332.74	22,655.00	35,000.00	35,000.00
221-621-3551	SIGN SHOP	2,570.55	2,908.06	5,000.00	3,972.25	4,540.00	4,500.00	4,500.00
221-621-3599	ROAD MAINTENANCE	800,070.15	955,520.21	957,582.00	583,618.12	615,378.00	1,171,517.00	1,084,749.00
221-621-3610	WCID #2 - ILA	0.00	0.00	120,000.00	0.00	0.00	120,000.00	120,000.00
221-621-4100	PROFESSIONAL SERVICES	0.00	710.00	0.00	330.00	330.00	400.00	400.00
221-621-4207	TRANSPORTATION/THOROUGH...	0.00	1,163.00	8,837.00	4,051.25	4,630.00	0.00	0.00
221-621-4211	COMMUNICATIONS	7,055.88	11,428.36	7,056.00	6,464.31	7,056.00	7,056.00	7,056.00
221-621-4231	TRANSPORTATION	13,110.00	13,112.00	13,110.00	12,492.16	14,280.00	13,120.00	13,120.00
221-621-4430	UTILITIES	6,717.05	7,216.43	7,000.00	5,958.49	6,810.00	7,000.00	7,000.00
221-621-4540	MAINTENANCE & REPAIR	174,096.71	160,795.14	170,000.00	143,387.31	157,554.00	170,000.00	170,000.00
221-621-5750	MACHINERY & EQUIPMENT	0.00	3,465.97	5,000.00	1,623.94	1,856.00	5,000.00	5,000.00
221-621-5900	CAPITAL ASSET	449,733.76	138,879.50	200,000.00	106,647.30	121,883.00	200,000.00	200,000.00
221-621-5901	PRECINCT BARN	0.00	0.00	0.00	27,095.00	30,965.00	0.00	0.00
Department: 621 - ROAD MAINT PCT#1 Total:		2,474,659.13	2,389,659.70	2,657,742.00	1,892,923.83	2,120,807.00	2,878,912.00	2,878,912.00
Total Revenues		2,381,180.68	2,589,301.18	2,657,742.00	2,718,865.28	3,090,278.77	2,878,912.00	2,878,912.00
Total Expenses		2,474,659.13	2,389,659.70	2,657,742.00	1,892,923.83	2,120,807.00	2,878,912.00	2,878,912.00
Report Surplus (Deficit):		-93,478.45	199,641.48	0.00	825,941.45	969,471.77	0.00	0.00



Bastrop County, TX

FY 25-26 Approved Budget Report

Account Summary

For Fiscal: 2024-2025 Period Ending: 08/31/2025

		2022-2023	2023-2024	2024-2025	2024-2025	2024-2025	2025-2026	2025-2026
		Total Activity	Total Activity	Total Budget	YTD Activity	PROJECTED	REQUESTED	PROPOSED
222-311-0000	CURRENT TAXES	2,824,117.33	3,048,541.58	3,297,428.00	3,425,781.12	3,915,178.00	3,463,862.00	3,463,862.00
222-311-3000	DELINQUENT TAXES	53,839.58	63,853.70	60,000.00	81,637.24	93,300.00	95,000.00	95,000.00
222-319-1000	PENALTIES/INTEREST	39,348.33	63,835.46	45,000.00	52,419.70	59,908.00	65,000.00	65,000.00
222-320-1000	MOTOR VEHICLE REGISTRATION	266,412.08	259,450.00	315,000.00	264,967.25	296,765.00	315,000.00	315,000.00
222-335-4000	STATE LATERAL ROAD FUNDS	14,827.71	16,638.04	17,000.00	16,876.75	16,876.75	17,000.00	17,000.00
222-361-0000	INTEREST	111,451.61	188,235.55	150,000.00	143,157.52	141,768.00	150,000.00	150,000.00
222-365-0000	SALE & SERVICE	110,478.75	135,350.00	0.00	14,750.00	16,860.00	20,000.00	20,000.00
222-370-0000	MISCELLANEOUS	40,401.01	142,857.43	25,000.00	21,412.43	24,470.00	40,000.00	40,000.00
222-390-1006	DR 4272 FLOOD REIMBURSME...	162,046.60	0.00	0.00	0.00	0.00	0.00	0.00
222-390-3620	HARVEY FLOOD REIMBURSME...	0.00	0.00	1,300,000.00	0.00	0.00	0.00	0.00
222-390-3701	O'GRADY 404 HMGP - 2015	0.00	0.00	0.00	0.00	0.00	0.00	0.00
222-390-3704	BOWIE 404 - 2015	0.00	0.00	120,000.00	0.00	0.00	0.00	0.00
222-390-3705	GOTIER TRACE 404	46,979.64	0.00	140,000.00	0.00	0.00	0.00	0.00
222-390-3707	INDIAN LAKE SPILLWAY - GLO I...	0.00	0.00	134,000.00	0.00	0.00	0.00	0.00

FY 25-26 Approved Budget Report

For Fiscal: 2024-2025 Period Ending: 08/31/2025

		2022-2023	2023-2024	2024-2025	2024-2025	2024-2025	2025-2026	2025-2026
		Total Activity	Total Activity	Total Budget	YTD Activity	PROJECTED	REQUESTED	PROPOSED
Department: 622 - ROAD MAINT PCT#2								
222-622-1100	SALARY	45,404.55	47,915.94	50,132.00	43,565.83	50,132.00	51,673.00	51,673.00
222-622-1115	ROAD WORKERS SALARY	742,863.40	852,151.21	1,018,433.00	850,947.66	1,018,433.00	1,051,570.00	1,051,570.00
222-622-1190	OVERTIME SALARY	42,530.63	41,603.82	40,000.00	52,673.82	60,200.00	80,000.00	80,000.00
222-622-2000	FRINGE BENEFITS	0.00	0.00	451,676.00	0.00	451,676.00	479,818.00	480,424.00
222-622-2010	FICA	63,247.63	71,983.01	0.00	72,304.45	0.00	0.00	0.00
222-622-2020	RETIREMENT	105,141.58	116,997.30	0.00	114,889.97	0.00	0.00	0.00
222-622-2030	INSURANCE	119,553.86	135,561.22	0.00	152,813.55	0.00	0.00	0.00
222-622-2050	WORKERS COMPENSATION	15,261.00	15,728.88	0.00	16,898.39	0.00	0.00	0.00
222-622-2060	UNEMPLOYMENT INSURANCE	2,082.69	1,304.32	0.00	882.20	0.00	0.00	0.00
222-622-3551	SIGN SHOP	2,570.55	2,721.90	5,000.00	3,972.24	4,540.00	5,000.00	5,000.00
222-622-3599	ROAD MAINTENANCE	1,153,689.42	1,439,897.70	3,560,200.00	1,768,537.32	1,858,304.00	2,036,501.00	2,015,895.00
222-622-3620	HARVEY FLOOD	57,315.60	4,425.00	0.00	0.00	0.00	0.00	0.00
222-622-3702	HALL RD 404 - 2015	0.00	0.00	0.00	0.00	0.00	0.00	0.00
222-622-3707	INDIAN LAKE SPILLWAY - GLO I...	173,472.97	0.00	0.00	0.00	0.00	0.00	0.00
222-622-3709	Karisch Road	0.00	0.00	0.00	0.00	0.00	0.00	0.00
222-622-3710	FRIENDSHIP ROAD	0.00	0.00	0.00	0.00	0.00	0.00	0.00
222-622-4100	PROFESSIONAL SERVICES	12,432.00	3,598.00	20,000.00	8,480.46	9,692.00	20,000.00	20,000.00
222-622-4207	TRANSPORTATION/THOROUG...	0.00	1,164.00	8,836.00	4,051.25	4,630.00	0.00	0.00
222-622-4211	COMMUNICATIONS	16,877.58	34,193.98	50,000.00	26,864.56	30,705.00	40,000.00	40,000.00
222-622-4231	TRANSPORTATION	15,180.00	15,360.00	17,940.00	13,437.49	15,357.00	20,000.00	20,000.00
222-622-4430	UTILITIES	46,200.07	37,525.90	50,000.00	12,394.21	14,165.00	30,000.00	30,000.00
222-622-4540	MAINTENANCE & REPAIRS	130,237.64	163,911.14	140,000.00	164,300.52	184,910.00	170,000.00	140,000.00
222-622-4550	OPERATIONAL EXPENSES	123,704.78	183,298.11	160,000.00	136,682.25	152,340.00	160,000.00	170,000.00
222-622-5751	MACHINERY & EQUIPMENT	1,288.97	5,259.50	20,000.00	4,177.00	0.00	10,000.00	10,000.00
222-622-5756	COPIER LEASE/USAGE	1,216.62	1,171.49	1,211.00	1,096.28	1,169.00	1,300.00	1,300.00
222-622-5900	CAPITAL ASSET	17,505.00	0.00	10,000.00	927.69	1,060.00	10,000.00	50,000.00
Department: 622 - ROAD MAINT PCT#2 Total:		2,887,776.54	3,175,772.42	5,603,428.00	3,449,897.14	3,857,313.00	4,165,862.00	4,165,862.00
Total Revenues		3,669,902.64	3,918,761.76	5,603,428.00	4,021,002.01	4,565,125.75	4,165,862.00	4,165,862.00
Total Expenses		2,887,776.54	3,175,772.42	5,603,428.00	3,449,897.14	3,857,313.00	4,165,862.00	4,165,862.00
Report Surplus (Deficit):		782,126.10	742,989.34	0.00	571,104.87	707,812.75	0.00	0.00



Bastrop County, TX

FY 25-26 Approved Budget Report

Account Summary

For Fiscal: 2024-2025 Period Ending: 08/31/2025

		2022-2023	2023-2024	2024-2025	2024-2025	2024-2025	2025-2026	2025-2026
		Total Activity	Total Activity	Total Budget	YTD Activity	PROJECTED	REQUESTED	PROPOSED
223-311-0000	CURRENT TAXES	2,099,469.44	2,266,088.85	2,577,793.00	2,546,515.08	2,910,303.00	2,704,300.00	2,704,300.00
223-311-3000	DELINQUENT TAXES	39,758.23	47,213.84	45,000.00	60,692.61	69,363.00	70,000.00	70,000.00
223-319-1000	PENALTIES/INTEREST	29,546.13	48,073.60	35,000.00	38,985.66	44,555.00	55,000.00	55,000.00
223-320-1000	MOTOR VEHICLE REGISTRATION	266,412.08	259,450.00	315,000.00	264,967.25	296,765.00	315,000.00	315,000.00
223-335-4000	STATE LATERAL ROAD FUND	14,827.70	16,638.04	17,000.00	16,876.75	16,876.75	17,000.00	17,000.00
223-361-0000	INTEREST	77,405.46	110,171.46	90,000.00	95,057.09	93,952.00	110,000.00	110,000.00
223-365-0000	SALES & SERVICES	0.00	84,052.00	30,000.00	37,700.00	43,100.00	50,000.00	50,000.00
223-366-0000	OTHER RESOURCES REVENUE	0.00	0.00	0.00	147,816.00	168,935.00	0.00	0.00
223-370-0000	MISCELLANEOUS	36,776.00	199,281.74	20,000.00	172,059.75	196,640.00	40,000.00	40,000.00
223-390-1006	DR 4272 FLOOD REIMBURSEM...	221,283.56	0.00	0.00	0.00	0.00	0.00	0.00
223-390-3801	STONE POINT - 404 HMGP	73,000.00	0.00	0.00	0.00	0.00	0.00	0.00

FY 25-26 Approved Budget Report

For Fiscal: 2024-2025 Period Ending: 08/31/2025

		2022-2023 Total Activity	2023-2024 Total Activity	2024-2025 Total Budget	2024-2025 YTD Activity	2024-2025 PROJECTED	2025-2026 REQUESTED	2025-2026 PROPOSED
Department: 623 - RD & BRIDGE PCT #3								
223-623-1100	SALARY	43,916.55	46,151.94	48,332.00	41,765.83	48,332.00	49,837.00	49,837.00
223-623-1115	ROAD WORKERS SALARY	728,515.94	764,841.71	884,111.00	691,324.49	884,111.00	911,567.00	911,567.00
223-623-1190	OVERTIME SALARY	84,931.47	78,476.50	80,000.00	67,568.41	77,225.00	80,000.00	80,000.00
223-623-2000	FRINGE BENEFITS	0.00	0.00	404,977.00	0.00	404,977.00	415,043.00	423,772.00
223-623-2010	FICA	66,483.24	68,746.27	0.00	61,936.15	0.00	0.00	0.00
223-623-2020	RETIREMENT	103,657.53	106,170.86	0.00	95,229.20	0.00	0.00	0.00
223-623-2030	INSURANCE	146,736.85	160,498.44	0.00	153,827.58	0.00	0.00	0.00
223-623-2050	WORKERS COMPENSATION	14,904.75	15,631.84	0.00	15,157.82	0.00	0.00	0.00
223-623-2060	UNEMPLOYMENT	2,131.38	1,228.50	0.00	767.01	0.00	0.00	0.00
223-623-3100	OFFICE SUPPLIES	127.54	523.01	1,000.00	361.77	335.00	1,000.00	1,000.00
223-623-3551	SIGN SHOP	2,570.54	2,721.90	5,000.00	3,972.24	4,540.00	5,000.00	5,000.00
223-623-3599	ROAD MAINTENANCE MATERIA...	1,160,463.98	998,963.52	1,300,456.00	1,120,042.51	1,058,000.00	1,501,772.00	1,493,043.00
223-623-4100	PROFESSIONAL SERVICES	2,650.00	4,531.60	5,000.00	2,233.00	2,550.00	5,000.00	5,000.00
223-623-4207	TRANSPORTATION/THOROU...	0.00	1,164.00	8,836.00	4,051.25	4,630.00	0.00	0.00
223-623-4211	COMMUNICATIONS	12,259.15	11,892.46	11,760.00	11,590.85	13,250.00	11,760.00	11,760.00
223-623-4231	TRANSPORTATION	13,110.00	13,110.00	13,110.00	12,033.38	13,755.00	13,110.00	13,110.00
223-623-4430	UTILITIES	11,945.10	12,592.82	11,000.00	10,567.10	12,075.00	11,000.00	11,000.00
223-623-4540	MAINTENANCE & REPAIRS	219,590.27	199,200.72	150,000.00	195,872.13	207,855.00	150,000.00	150,000.00
223-623-5750	MACHINERY & EQUIPMENT	0.00	0.00	5,000.00	0.00	0.00	5,000.00	5,000.00
223-623-5756	COPIER LEASE/USAGE	1,216.61	1,171.57	1,211.00	1,096.28	1,168.00	1,211.00	1,211.00
223-623-5900	CAPITAL ASSET	257,198.00	163,706.00	200,000.00	44,580.00	50,950.00	200,000.00	200,000.00
Department: 623 - RD & BRIDGE PCT #3 Total:		2,872,408.90	2,651,323.66	3,129,793.00	2,533,977.00	2,783,753.00	3,361,300.00	3,361,300.00
Total Revenues		2,858,478.60	3,030,969.53	3,129,793.00	3,380,670.19	3,840,489.75	3,361,300.00	3,361,300.00
Total Expenses		2,872,408.90	2,651,323.66	3,129,793.00	2,533,977.00	2,783,753.00	3,361,300.00	3,361,300.00
Report Surplus (Deficit):		-13,930.30	379,645.87	0.00	846,693.19	1,056,736.75	0.00	0.00



Bastrop County, TX

FY 25-26 Approved Budget Report

Account Summary

For Fiscal: 2024-2025 Period Ending: 08/31/2025

		2022-2023	2023-2024	2024-2025	2024-2025	2024-2025	2025-2026	2025-2026
		Total Activity	Total Activity	Total Budget	YTD Activity	PROJECTED	REQUESTED	PROPOSED
224-311-0000	CURRENT TAXES	2,153,817.25	2,325,623.27	2,555,253.00	2,613,409.23	2,986,755.00	2,691,022.00	2,691,022.00
224-311-3000	DELINQUENT TAXES	41,163.59	48,601.95	45,000.00	62,278.15	71,175.00	75,000.00	75,000.00
224-319-1000	PENALTIES/INTEREST	29,309.73	49,173.37	36,000.00	39,991.36	45,705.00	55,000.00	55,000.00
224-320-1000	MOTOR VEHICLE REGISTRATION	266,412.09	259,450.00	315,000.00	264,967.25	296,765.00	315,000.00	315,000.00
224-335-4000	STATE LATERAL ROAD FUND	14,827.70	16,638.04	17,000.00	16,876.75	16,876.75	17,000.00	17,000.00
224-361-0000	INTEREST	80,147.10	81,747.09	75,000.00	68,288.33	67,070.00	75,000.00	75,000.00
224-365-0000	SALES & SERVICES	40,100.00	632.50	30,000.00	1,075.00	1,228.00	30,000.00	30,000.00
224-366-0000	OTHER SOURCES OF REVENUE	0.00	0.00	0.00	120,000.00	137,143.00	0.00	0.00
224-370-0000	MISCELLANEOUS	53,812.97	44,829.49	25,000.00	17,157.26	19,608.00	40,000.00	40,000.00
224-390-0000	CASH ON HAND	0.00	0.00	0.00	0.00	0.00	0.00	0.00
224-390-1005	DR4269 FLOOD REIMBURSEM...	23,955.53	0.00	0.00	0.00	0.00	0.00	0.00
224-390-1006	DR 4272 FLOOD REIMBURSEM...	95,418.00	0.00	0.00	0.00	0.00	0.00	0.00
224-390-1008	DR 4705 WINTER EVENT MARA	0.00	115,556.27	0.00	0.00	0.00	0.00	0.00

FY 25-26 Approved Budget Report

For Fiscal: 2024-2025 Period Ending: 08/31/2025

		2022-2023 Total Activity	2023-2024 Total Activity	2024-2025 Total Budget	2024-2025 YTD Activity	2024-2025 PROJECTED	2025-2026 REQUESTED	2025-2026 PROPOSED
Department: 624 - RD & BRIDGE PCT #4								
224-624-1100	SALARY	43,886.34	45,647.94	47,756.00	41,189.83	47,756.00	49,189.00	49,189.00
224-624-1115	ROAD WORKERS SALARY	821,523.99	863,259.90	977,698.00	841,971.32	977,698.00	1,004,364.00	1,004,364.00
224-624-1190	OVERTIME SALARY	108,060.88	84,181.32	100,000.00	59,950.98	68,515.00	100,000.00	100,000.00
224-624-2000	FRINGE BENEFITS	0.00	0.00	450,182.00	0.00	450,182.00	452,774.00	483,303.00
224-624-2010	FICA	73,651.35	74,763.30	0.00	71,017.96	0.00	0.00	0.00
224-624-2020	RETIREMENT	119,247.45	119,696.68	0.00	110,423.55	0.00	0.00	0.00
224-624-2030	INSURANCE	166,763.46	178,774.84	0.00	178,184.01	0.00	0.00	0.00
224-624-2050	WORKERS COMPENSATION	16,467.13	19,128.08	0.00	19,406.33	0.00	0.00	0.00
224-624-2060	UNEMPLOYMENT INSURANCE	2,474.94	1,394.30	0.00	872.41	0.00	0.00	0.00
224-624-3100	OFFICE SUPPLIES	3,594.10	2,713.14	2,500.00	9,608.24	10,980.00	2,500.00	2,500.00
224-624-3551	SIGN SHOP	2,570.54	2,721.91	5,000.00	3,972.25	4,540.00	5,000.00	5,000.00
224-624-3599	ROAD MAINTENANCE SUPPLIES	954,989.95	952,008.07	916,175.00	940,674.90	954,810.00	1,091,874.00	1,061,345.00
224-624-3705	COUNTRY LANE MAINTENANCE	0.00	0.00	0.00	68,901.32	78,745.00	0.00	0.00
224-624-4100	PROFESSIONAL SERVICES	5,000.00	1,880.00	0.00	710.00	812.00	0.00	0.00
224-624-4207	TRANSPORTATION/THOROUGH...	0.00	1,164.00	8,836.00	4,051.25	4,630.00	0.00	0.00
224-624-4211	COMMUNICATIONS	7,331.58	9,103.89	5,785.00	7,956.75	9,095.00	8,000.00	8,000.00
224-624-4231	TRANSPORTATION	13,142.86	13,110.00	13,110.00	12,032.91	13,755.00	13,110.00	13,110.00
224-624-4430	UTILITIES	18,371.52	11,637.55	20,000.00	10,665.00	11,715.00	20,000.00	20,000.00
224-624-4540	MAINTENANCE & REPAIR	282,878.14	216,524.30	250,000.00	232,865.98	261,255.00	250,000.00	250,000.00
224-624-5750	MACHINERY & EQUIPMENT	34,908.95	9,243.22	50,000.00	11,378.74	13,005.00	50,000.00	50,000.00
224-624-5756	COPIER LEASE/USAGE	1,216.61	1,171.55	1,211.00	1,096.25	1,169.00	1,211.00	1,211.00
224-624-5900	CAPITAL ASSET	400,000.00	273,495.69	250,000.00	86,439.99	98,787.00	250,000.00	250,000.00
Department: 624 - RD & BRIDGE PCT #4 Total:		3,076,079.79	2,881,619.68	3,098,253.00	2,713,369.97	3,007,449.00	3,298,022.00	3,298,022.00
Total Revenues		2,798,963.96	2,942,251.98	3,098,253.00	3,204,043.33	3,642,325.75	3,298,022.00	3,298,022.00
Total Expenses		3,076,079.79	2,881,619.68	3,098,253.00	2,713,369.97	3,007,449.00	3,298,022.00	3,298,022.00
Report Surplus (Deficit):		-277,115.83	60,632.30	0.00	490,673.36	634,876.75	0.00	0.00



Bastrop County, TX

FY 25-26 Approved Budget Report

Account Summary

For Fiscal: 2024-2025 Period Ending: 08/31/2025

		2022-2023	2023-2024	2024-2025	2024-2025	2024-2025	2025-2026	2025-2026
		Total Activity	Total Activity	Total Budget	YTD Activity	PROJECTED	REQUESTED	PROPOSED
240-333-1120	GLO - LANGFORD ADMIN	198,695.66	0.00	100,000.00	0.00	0.00	50,000.00	50,000.00
240-333-4308	GLO/HUD INGRESS/EGRESS SO...	0.00	85,594.52	0.00	0.00	0.00	0.00	0.00
240-333-4316	GLO/HUD ESD2 - FIRESTATION	0.00	323,424.10	0.00	0.00	0.00	0.00	0.00
240-333-4318	GLO - MIT	98,351.84	757,000.28	200,000.00	133,702.40	133,702.40	1,000,000.00	1,000,000.00
240-333-4319	GLO CDBG HARVEY - BUYOUT &..	828,855.30	12,090.34	0.00	0.00	0.00	0.00	0.00
240-333-4320	GLO-CDR LOCAL INFRASTRUCT...	583,030.84	748,084.74	0.00	0.00	0.00	0.00	0.00
240-333-4321	LHMPP LOCAL HAZ MIT PLAN P...	21,375.00	0.00	0.00	0.00	0.00	0.00	0.00
240-361-0000	INTEREST	9,949.16	12,274.51	0.00	8,937.81	7,178.73	0.00	0.00
240-370-5000	MISCELLANEOUS	0.00	178,509.04	0.00	0.00	0.00	0.00	0.00

FY 25-26 Approved Budget Report

For Fiscal: 2024-2025 Period Ending: 08/31/2025

		2022-2023	2023-2024	2024-2025	2024-2025	2024-2025	2025-2026	2025-2026
		Total Activity	Total Activity	Total Budget	YTD Activity	PROJECTED	REQUESTED	PROPOSED
Department: 410 - GRANTS								
240-410-4100	GLO - LANGFORD ADMIN	150,141.46	0.00	50,000.00	0.00	65,000.00	50,000.00	50,000.00
240-410-4318	GLO - MIT	141,403.53	712,227.28	100,000.00	65,000.00	0.00	1,000,000.00	1,000,000.00
240-410-4319	GLO CDBG HARVEY - BUYOUT &..	155,795.42	12,395.81	0.00	28.00	28.00	0.00	0.00
240-410-4320	GLO-CDBG LOCAL INFRASTRUC...	703,142.02	0.00	0.00	0.00	0.00	0.00	0.00
Department: 410 - GRANTS Total:		1,150,482.43	724,623.09	150,000.00	65,028.00	65,028.00	1,050,000.00	1,050,000.00

FY 25-26 Approved Budget Report

For Fiscal: 2024-2025 Period Ending: 08/31/2025

	2022-2023 Total Activity	2023-2024 Total Activity	2024-2025 Total Budget	2024-2025 YTD Activity	2024-2025 PROJECTED	2025-2026 REQUESTED	2025-2026 PROPOSED
Department: 700 - TRANSFER OUT							
240-700-0000 TRANSFER OUT	370,222.45	36,997.03	0.00	0.00	0.00	0.00	0.00
Department: 700 - TRANSFER OUT Total:	370,222.45	36,997.03	0.00	0.00	0.00	0.00	0.00
Total Revenues	1,740,257.80	2,116,977.53	300,000.00	142,640.21	140,881.13	1,050,000.00	1,050,000.00
Total Expenses	1,520,704.88	761,620.12	150,000.00	65,028.00	65,028.00	1,050,000.00	1,050,000.00
Report Surplus (Deficit):	219,552.92	1,355,357.41	150,000.00	77,612.21	75,853.13	0.00	0.00



Bastrop County, TX

FY 25-26 Approved Budget Report

Account Summary

For Fiscal: 2024-2025 Period Ending: 08/31/2025

		2022-2023	2023-2024	2024-2025	2024-2025	2024-2025	2025-2026	2025-2026
		Total Activity	Total Activity	Total Budget	YTD Activity	PROJECTED	REQUESTED	PROPOSED
245-333-4252	HAZ MIT ACTION PLAN 4466	20,591.25	0.00	0.00	0.00	0.00	0.00	0.00
245-333-4253	HMGP 5288 FUELS MITIGATION	77,042.89	129,902.98	10,000.00	149,110.00	149,110.00	0.00	0.00
245-333-4900	HMGP 5116 - FUELS MITIGATI...	15,008.95	0.00	0.00	0.00	0.00	0.00	0.00
245-333-4901	HMGP 5233 FUEL REDUCTION	167,681.36	143,567.11	10,000.00	68,686.71	0.00	0.00	0.00
245-333-4902	HMGP 5420 REDUCTION	0.00	0.00	75,000.00	16,000.00	16,000.00	75,000.00	135,000.00
245-333-4903	HMGP 4705 REDUCTION	0.00	0.00	75,000.00	0.00	0.00	135,000.00	75,000.00

FY 25-26 Approved Budget Report

For Fiscal: 2024-2025 Period Ending: 08/31/2025

	2022-2023 Total Activity	2023-2024 Total Activity	2024-2025 Total Budget	2024-2025 YTD Activity	2024-2025 PROJECTED	2025-2026 REQUESTED	2025-2026 PROPOSED
Department: 410 - GRANTS							
245-410-4209	DAMAGES TO CTY ROADS - PCT...	5,250.00	9,669.16	0.00	0.00	0.00	0.00
245-410-4251	HMGP 5116 - FUELS MITIGATI...	0.00	189,204.41	0.00	0.00	0.00	0.00
245-410-4252	HAZ MIT ACTION PLAN 4466	9,405.00	0.00	0.00	0.00	0.00	0.00
245-410-4253	HMGP 5288	8,549.76	7,710.88	10,000.00	0.00	0.00	0.00
245-410-4254	HMGP 4586	440.00	634.80	0.00	846.40	846.40	0.00
245-410-4255	HMGP 5233 FUEL REDUCTION	88,376.27	0.00	10,000.00	0.00	0.00	0.00
245-410-4256	HMGP 4705	0.00	0.00	75,000.00	8,450.00	8,450.00	135,000.00
245-410-4257	HMGP 5420	0.00	0.00	75,000.00	21,000.00	21,000.00	75,000.00
245-410-4999	MISCELLANEOUS	44,134.00	-4,029.00	0.00	25,981.03	25,981.03	0.00
Department: 410 - GRANTS Total:		156,155.03	203,190.25	170,000.00	56,277.43	56,277.43	210,000.00
Total Revenues		280,324.45	273,470.09	170,000.00	233,796.71	165,110.00	210,000.00
Total Expenses		156,155.03	203,190.25	170,000.00	56,277.43	56,277.43	210,000.00
Report Surplus (Deficit):		124,169.42	70,279.84	0.00	177,519.28	108,832.57	0.00



Bastrop County, TX

FY 25-26 Approved Budget Report

Account Summary

For Fiscal: 2024-2025 Period Ending: 08/31/2025

[261-333-1005](tel:261-333-1005)

	2022-2023 Total Activity	2023-2024 Total Activity	2024-2025 Total Budget	2024-2025 YTD Activity	2024-2025 PROJECTED	2025-2026 REQUESTED	2025-2026 PROPOSED
FLOOD REIMBURSEMENT	287,116.39	674,005.16	200,000.00	23,613.77	23,613.00	23,600.00	23,600.00
Total Revenues	287,116.39	674,005.16	200,000.00	23,613.77	23,613.00	23,600.00	23,600.00
Total Expenses	0.00	0.00	0.00	0.00	0.00	0.00	0.00
Report Total:	287,116.39	674,005.16	200,000.00	23,613.77	23,613.00	23,600.00	23,600.00



Bastrop County, TX

FY 25-26 Approved Budget Report

Account Summary

For Fiscal: 2024-2025 Period Ending: 08/31/2025

	2022-2023	2023-2024	2024-2025	2024-2025	2024-2025	2025-2026	2025-2026
	Total Activity	Total Activity	Total Budget	YTD Activity	PROJECTED	REQUESTED	PROPOSED
265-311-0000 TAXES	509,628.64	528,295.42	426,897.00	394,447.82	472,419.00	426,897.00	426,897.00
265-319-3000 PENALTIES	0.00	0.00	0.00	0.00	0.00	0.00	0.00
265-361-0000 INTEREST INCOME	36,895.52	58,944.20	30,000.00	43,898.33	45,928.00	30,000.00	30,000.00
265-390-0000 CASH ON HAND	0.00	0.00	0.00	0.00	0.00	55,500.00	55,500.00

FY 25-26 Approved Budget Report

For Fiscal: 2024-2025 Period Ending: 08/31/2025

		2022-2023 Total Activity	2023-2024 Total Activity	2024-2025 Total Budget	2024-2025 YTD Activity	2024-2025 PROJECTED	2025-2026 REQUESTED	2025-2026 PROPOSED
Department: 515 - HOT TAX								
265-515-1110	SALARY	54,912.76	67,378.28	60,955.00	52,863.44	60,955.00	60,955.00	60,955.00
265-515-1115	ASSISTANT SALARIES	43,565.28	45,529.72	48,860.00	42,308.82	44,860.00	48,860.00	48,860.00
265-515-2000	FRINGE BENEFITS	0.00	0.00	44,926.00	0.00	44,926.00	44,926.00	44,926.00
265-515-2010	FICA	8,439.27	9,562.74	0.00	8,166.60	0.00	0.00	0.00
265-515-2020	RETIREMENT	13,677.47	15,162.75	0.00	12,611.36	0.00	0.00	0.00
265-515-2030	GROUP INSURANCE	18,778.80	20,489.46	0.00	18,445.02	0.00	0.00	0.00
265-515-2050	WORKERS COMPENSATION	257.73	232.54	0.00	412.90	0.00	0.00	0.00
265-515-2060	UNEMPLOYMENT INSURANCE	300.31	184.89	0.00	116.34	0.00	0.00	0.00
265-515-3100	OFFICE SUPPLIES	854.37	882.69	1,500.00	394.27	472.00	1,500.00	1,500.00
265-515-3101	MARKETING MATERIALS	74,862.43	148,083.43	180,000.00	93,637.39	69,000.00	220,000.00	220,000.00
265-515-4100	PROFESSIONAL SERVICES	9,250.00	37,330.00	72,000.00	42,955.92	48,985.00	80,000.00	80,000.00
265-515-4211	COMMUNICATIONS	3,155.88	3,160.95	3,156.00	2,859.11	3,156.00	3,156.00	3,156.00
265-515-4231	TRANSPORTATION	10,708.80	10,825.81	12,000.00	9,829.48	10,800.00	12,000.00	12,000.00
265-515-4232	CONFERENCES & SEMINARS	6,539.91	5,178.56	5,000.00	6,277.23	6,278.00	10,000.00	10,000.00
265-515-4761	BEST	3,956.00	4,000.00	0.00	0.00	0.00	0.00	0.00
265-515-4910	MEMBERSHIPS	4,135.00	20,378.25	27,500.00	22,566.84	22,567.00	30,000.00	30,000.00
265-515-5750	FURNITURE & EQUIPMENT	0.00	0.00	1,000.00	0.00	0.00	1,000.00	1,000.00
Department: 515 - HOT TAX Total:		253,394.01	388,380.07	456,897.00	313,444.72	311,999.00	512,397.00	512,397.00
Total Revenues		546,524.16	587,239.62	456,897.00	438,346.15	518,347.00	512,397.00	512,397.00
Total Expenses		253,394.01	388,380.07	456,897.00	313,444.72	311,999.00	512,397.00	512,397.00
Report Surplus (Deficit):		293,130.15	198,859.55	0.00	124,901.43	206,348.00	0.00	0.00



Bastrop County, TX

FY 25-26 Approved Budget Report

Account Summary

For Fiscal: 2024-2025 Period Ending: 08/31/2025

[283-333-1003](#)

AMERICAN RESCUE PLAN FUN...

[283-361-0000](#)

INTEREST

2022-2023 Total Activity	2023-2024 Total Activity	2024-2025 Total Budget	2024-2025 YTD Activity	2024-2025 PROJECTED	2025-2026 REQUESTED	2025-2026 PROPOSED
2,796,267.53	4,998,721.79	0.00	4,968,156.87	0.00	0.00	0.00
238,312.59	637,484.22	250,000.00	227,288.61	250,000.00	0.00	0.00

FY 25-26 Approved Budget Report

For Fiscal: 2024-2025 Period Ending: 08/31/2025

	2022-2023 Total Activity	2023-2024 Total Activity	2024-2025 Total Budget	2024-2025 YTD Activity	2024-2025 PROJECTED	2025-2026 REQUESTED	2025-2026 PROPOSED	
Department: 410 - GRANTS								
283-410-4000	INTEREST EXPENSES	0.00	549,956.99	535,614.00	195,751.24	200,000.00	340,617.00	340,617.00
283-410-4100	ADMINISTRATION	139,200.00	139,200.00	461,100.00	278,400.00	278,400.00	182,700.00	182,700.00
283-410-4102	911 DISPATCHING SOFTWARE	181,133.29	278,961.27	956,092.00	157,215.50	157,216.00	798,876.00	798,876.00
283-410-4103	LONG TERM RECOVERY	188,401.22	46,884.85	53,084.00	0.00	0.00	0.00	0.00
283-410-4104	UNITED WAY BREAST CANCER	24,225.53	64,503.31	241,271.00	62,830.76	62,831.00	94,672.00	94,672.00
283-410-4105	SERENITY STAR RECOVERY	89,232.85	47,503.95	123,111.00	23,945.09	23,946.00	89,318.00	89,318.00
283-410-4106	SMITHVILLE WORKFORCE TRAI...	69,768.14	302,593.63	254,800.00	144,504.51	144,505.00	83,134.00	83,134.00
283-410-4107	BASTROP CO EMERGENCY FOO...	150,000.00	268,426.02	622,288.00	571,573.98	571,574.00	0.00	0.00
283-410-4108	IN THE STREET HANDS UP HIGH...	0.00	0.00	0.00	0.00	0.00	0.00	0.00
283-410-4109	COMBINED COMMUNITY ACTI...	100,000.00	0.00	0.00	0.00	0.00	0.00	0.00
283-410-4110	BASTROP COUNTY CARES	0.00	97,447.86	442,118.00	68,132.43	68,133.00	373,986.00	373,986.00
283-410-4111	FIRST PRESBYTERIAN CHURCH ...	150,000.00	0.00	840,000.00	0.00	150,000.00	840,000.00	840,000.00
283-410-4112	PRIME SITE RELOCATION TOW...	1,638,250.00	1,926,370.00	3,902,433.00	1,214,412.00	1,214,412.00	892,950.00	892,950.00
283-410-4113	MOTOROLA COMMUNICATION...	0.00	431,018.00	0.00	0.00	0.00	0.00	0.00
283-410-4114	PURCHASING, GS & MIT BUILD...	65,719.00	250,093.66	2,038,325.00	2,033,869.52	2,033,870.00	0.00	0.00
283-410-4115	SO AC UNITS	0.00	843,857.60	0.00	355,015.54	355,016.00	0.00	0.00
283-410-4116	COMMUNITY CENTER FFE	0.00	280,579.24	354,556.00	0.00	0.00	0.00	0.00
283-410-4117	RADIOS	0.00	12,182.40	0.00	0.00	0.00	0.00	0.00
283-410-4118	ANNEX SERVER ROOM AC	0.00	0.00	22,630.00	17,705.00	17,705.00	0.00	0.00
283-410-4119	CEDAR CREEK ADA ENTRANCE	0.00	9,100.00	24,000.00	0.00	0.00	0.00	0.00
283-410-4120	HEALTH DEPARTMENT	0.00	0.00	0.00	48,244.33	48,245.00	191,756.00	191,756.00
283-410-4430	BROADBAND RESEARCH	337.50	0.00	0.00	0.00	0.00	0.00	0.00
Department: 410 - GRANTS Total:		2,796,267.53	5,548,678.78	10,871,422.00	5,171,599.90	5,325,853.00	3,888,009.00	3,888,009.00
Total Revenues		3,034,580.12	5,636,206.01	250,000.00	5,195,445.48	250,000.00	0.00	0.00
Total Expenses		2,796,267.53	5,548,678.78	10,871,422.00	5,171,599.90	5,325,853.00	3,888,009.00	3,888,009.00
Report Surplus (Deficit):		238,312.59	87,527.23	-10,621,422.00	23,845.58	-5,075,853.00	-3,888,009.00	-3,888,009.00



Bastrop County, TX

FY 25-26 Approved Budget Report

Account Summary

For Fiscal: 2024-2025 Period Ending: 08/31/2025

[323-361-2000](#)

INTEREST INCOME

[323-361-5000](#)

PROCEEDS

[323-361-5001](#)

PREMIUM ON BOND ISSUE

	2022-2023	2023-2024	2024-2025	2024-2025	2024-2025	2025-2026	2025-2026
	Total Activity	Total Activity	Total Budget	YTD Activity	PROJECTED	REQUESTED	PROPOSED
	179,793.99	395,671.68	150,000.00	125,802.20	159,106.41	100,000.00	100,000.00
	8,815,000.00	0.00	0.00	0.00	0.00	0.00	0.00
	879,766.15	0.00	0.00	0.00	0.00	0.00	0.00

FY 25-26 Approved Budget Report

For Fiscal: 2024-2025 Period Ending: 08/31/2025

		2022-2023	2023-2024	2024-2025	2024-2025	2024-2025	2025-2026	2025-2026
		Total Activity	Total Activity	Total Budget	YTD Activity	PROJECTED	REQUESTED	PROPOSED
Department: 570 - CAPITAL PROJECTS								
323-570-5100	BUILDING UPGRADES	41,067.00	95,464.86	866,825.00	1,413.12	1,413.12	862,056.00	4,113.00
323-570-5200	HISTORICAL JAIL RENOVATION	257,993.00	0.00	0.00	0.00	0.00	0.00	0.00
323-570-5210	SO JAIL CAMERA	0.00	25,402.40	727,844.00	698,328.63	698,328.63	4,113.00	0.00
323-570-5220	COMBINED SERVICES BUILDING	0.00	0.00	1,014,163.00	748,936.69	748,337.84	265,826.00	265,826.00
323-570-5300	COMP. CAPITAL IMPROVEMENT..	0.00	194,056.78	195,506.17	42,649.56	58,777.06	47,167.00	47,167.00
323-570-5400	IT SOFTWARE/HARDWARE UP...	614,915.72	201,664.07	151,823.49	165,329.10	175,259.10	8,162.00	8,162.00
323-570-6100	PCT 1 RD CONSTRUCTION	418,312.87	374,999.13	0.00	0.00	0.00	0.00	0.00
323-570-6200	PCT 2 RD CONSTRUCTION	0.00	80,217.00	1,623,429.11	1,381,821.21	1,528,334.78	320,394.00	320,394.00
323-570-6300	PCT 3 RD CONSTRUCTION	145,629.00	663,003.72	0.00	403,070.28	403,070.28	0.00	0.00
323-570-6400	PCT 4 RD CONSTRUCTION	214,223.56	667,454.57	407,213.32	363,186.64	384,361.87	0.00	0.00
323-570-6600	ISSUANCE	194,766.15	0.00	0.00	0.00	0.00	0.00	0.00
Department: 570 - CAPITAL PROJECTS Total:		1,886,907.30	2,302,262.53	4,986,804.09	3,804,735.23	3,997,882.68	1,507,718.00	645,662.00
Total Revenues		9,874,560.14	395,671.68	150,000.00	125,802.20	159,106.41	100,000.00	100,000.00
Total Expenses		1,886,907.30	2,302,262.53	4,986,804.09	3,804,735.23	3,997,882.68	1,507,718.00	645,662.00
Report Surplus (Deficit):		7,987,652.84	-1,906,590.85	-4,836,804.09	-3,678,933.03	-3,838,776.27	-1,407,718.00	-545,662.00



Bastrop County, TX

FY 25-26 Approved Budget Report

Account Summary

For Fiscal: 2024-2025 Period Ending: 08/31/2025

[324-361-2000](#)

INTEREST INCOME

[324-361-5000](#)

PROCEEDS

[324-361-5001](#)

PREMIUM ON BOND ISSUE

	Total Activity	2023-2024 Total Activity	2024-2025 Total Budget	2024-2025 YTD Activity	2024-2025 PROJECTED	2025-2026 REQUESTED	2025-2026 PROPOSED
	0.00	89,183.97	150,000.00	902,819.09	1,000,000.00	1,000,000.00	1,000,000.00
	0.00	31,325,000.00	0.00	0.00	0.00	0.00	0.00
	0.00	3,188,994.20	0.00	0.00	0.00	0.00	0.00

FY 25-26 Approved Budget Report

For Fiscal: 2024-2025 Period Ending: 08/31/2025

	Total Activity	2023-2024 Total Activity	2024-2025 Total Budget	2024-2025 YTD Activity	2024-2025 PROJECTED	2025-2026 REQUESTED	2025-2026 PROPOSED
Department: 570 - CAPITAL PROJECTS							
324-570-4000	INTEREST EXPENSE	0.00	0.00	0.00	0.00	0.00	0.00
324-570-5100	COUNTY CLERK CARPET REPLA...	0.00	0.00	19,000.00	17,412.65	17,412.65	77.00
324-570-5101	HISTORIC COURTROOM CARPET..	0.00	0.00	38,000.00	39,445.00	39,445.00	77.00
324-570-5102	PARKING AREAS & ASPHALT RE...	0.00	0.00	1,500,000.00	355,543.00	335,543.00	1,144,457.00
324-570-5103	HISTORIC COURTHOUSE - ROOF..	0.00	0.00	1,696,500.00	55,934.52	55,934.52	1,640,566.00
324-570-5104	HISTORIC COURTHOUSE - HVAC	0.00	0.00	5,450,000.00	232,139.34	232,139.34	5,217,861.00
324-570-5200	DEVELOPMENT SERVICES BUILD..	0.00	0.00	10,000,000.00	293,398.44	293,047.44	9,706,953.00
324-570-5300	PURCHASE OF PROPERTY FOR ...	0.00	0.00	5,000,000.00	4,535,440.00	4,535,440.00	464,560.00
324-570-5400	IT - COMBINED SERVICES BUILD...	0.00	0.00	182,000.00	125,723.52	137,332.34	44,668.00
324-570-5401	IT - SO HARDWARE/SOFTWARE...	0.00	111,259.72	73,740.00	73,806.62	73,806.62	0.00
324-570-6100	RD CONSTRUCTION PCT #1	0.00	410,931.22	1,470,737.64	226,120.49	226,120.49	910,110.00
324-570-6200	RD CONSTRUCTION PCT #2	0.00	0.00	3,600,255.00	0.00	783,331.00	2,816,924.00
324-570-6300	RD CONSTRUCTION PCT #3	0.00	0.00	2,439,252.00	640,907.57	640,907.57	1,798,345.00
324-570-6400	RD CONSTRUCTION PCT #4	0.00	0.00	2,413,332.00	262,985.98	389,126.00	2,024,206.00
324-570-6600	ISSUANCE	0.00	443,494.20	0.00	0.00	0.00	0.00
Department: 570 - CAPITAL PROJECTS Total:		0.00	965,685.14	33,882,816.64	6,858,857.13	7,759,585.97	25,768,727.00
Total Revenues		0.00	34,603,178.17	150,000.00	902,819.09	1,000,000.00	1,000,000.00
Total Expenses		0.00	965,685.14	33,882,816.64	6,858,857.13	7,759,585.97	25,768,727.00
Report Surplus (Deficit):		0.00	33,637,493.03	-33,732,816.64	-5,956,038.04	-6,759,585.97	-24,768,727.00



Bastrop County, TX

FY 25-26 Approved Budget Report

Account Summary

For Fiscal: 2024-2025 Period Ending: 08/31/2025

		2022-2023	2023-2024	2024-2025	2024-2025	2024-2025	2025-2026	2025-2026
		Total Activity	Total Activity	Total Budget	YTD Activity	PROJECTED	REQUESTED	PROPOSED
325-311-1000	CURRENT TAXES	5,345,556.97	5,102,809.16	6,223,000.00	6,416,473.75	7,338,473.00	6,353,111.00	6,353,111.00
325-311-3000	DELINQUENT TAXES	115,286.87	439,065.25	130,000.00	152,642.81	174,179.00	90,000.00	90,000.00
325-319-1001	PENALTY & INTEREST	92,447.92	99,492.29	100,000.00	100,195.04	113,050.00	50,000.00	50,000.00
325-361-1000	INTEREST ON ACCOUNTS	300,205.09	344,741.12	85,527.00	213,891.73	211,408.00	29,427.00	29,427.00
325-361-5200	BANK QUALIFIED COST DIFFER...	32,732.50	0.00	0.00	0.00	0.00	0.00	0.00

FY 25-26 Approved Budget Report

For Fiscal: 2024-2025 Period Ending: 08/31/2025

		2022-2023 Total Activity	2023-2024 Total Activity	2024-2025 Total Budget	2024-2025 YTD Activity	2024-2025 PROJECTED	2025-2026 REQUESTED	2025-2026 PROPOSED
Department: 470 - STONY PT								
325-470-4999	MISCELLANEOUS	-5,299.72	4,075.00	5,000.00	-7,326.34	7,326.34	5,000.00	5,000.00
325-470-8025	2012 REFUNDING BOND PRINC...	685,000.00	0.00	0.00	0.00	0.00	0.00	0.00
325-470-8026	2012 REFUNDING BOND INTER...	20,550.00	0.00	0.00	0.00	0.00	0.00	0.00
325-470-8027	2013 REFUNDING PRINCIPLE	1,080,000.00	1,110,000.00	670,000.00	670,000.00	670,000.00	0.00	0.00
325-470-8028	2013 REFUNDING INTEREST	80,400.00	53,400.00	20,100.00	20,100.00	20,100.00	0.00	0.00
325-470-8029	2014 CO PRINCIPAL	480,000.00	490,000.00	505,000.00	505,000.00	505,000.00	520,000.00	520,000.00
325-470-8030	2014 CO INTEREST	235,187.50	220,787.50	206,088.00	206,087.50	206,088.00	190,938.00	190,938.00
325-470-8031	2015 REFUNDING BOND PRINC...	395,000.00	415,000.00	445,000.00	445,000.00	445,000.00	475,000.00	475,000.00
325-470-8032	2015 REFUNDING BOND INTER...	60,550.00	46,725.00	32,200.00	32,200.00	32,200.00	16,625.00	16,625.00
325-470-8033	2017 CO PRINCIPAL	445,000.00	460,000.00	475,000.00	475,000.00	475,000.00	490,000.00	490,000.00
325-470-8034	2017 CO INTEREST	228,900.00	215,550.00	201,750.00	201,750.00	201,750.00	187,500.00	187,500.00
325-470-8035	2018 CO PRINCIPAL	380,000.00	395,000.00	415,000.00	415,000.00	415,000.00	435,000.00	435,000.00
325-470-8036	2018 CO INTEREST	298,437.52	279,437.52	259,688.00	259,687.52	259,688.00	238,938.00	238,938.00
325-470-8037	2020 REFUNDING BOND PRINC...	646,000.00	649,000.00	654,000.00	654,000.00	654,000.00	659,000.00	659,000.00
325-470-8038	2020 REFUNDING BOND INTER...	53,651.90	49,646.70	45,104.00	45,103.70	45,104.00	39,937.00	39,937.00
325-470-8039	2021 CO PRINCIPAL	360,000.00	375,000.00	385,000.00	385,000.00	385,000.00	390,000.00	390,000.00
325-470-8040	2021 CO INTEREST	222,750.00	208,350.00	200,850.00	200,850.00	200,850.00	193,150.00	193,150.00
325-470-8041	2023 CO PRINCIPAL	0.00	190,000.00	285,000.00	285,000.00	285,000.00	300,000.00	300,000.00
325-470-8042	2023 CO INTEREST	0.00	493,439.57	400,750.00	400,750.00	400,750.00	386,500.00	386,500.00
325-470-8043	2024 CO PRINCIPAL	0.00	0.00	0.00	0.00	0.00	500,000.00	500,000.00
325-470-8044	2024 CO INTEREST	0.00	0.00	1,332,997.00	1,332,997.10	1,332,998.00	1,494,950.00	1,494,950.00
Department: 470 - STONY PT Total:		5,666,127.20	5,655,411.29	6,538,527.00	6,526,199.48	6,540,854.34	6,522,538.00	6,522,538.00
Total Revenues		5,886,229.35	5,986,107.82	6,538,527.00	6,883,203.33	7,837,110.00	6,522,538.00	6,522,538.00
Total Expenses		5,666,127.20	5,655,411.29	6,538,527.00	6,526,199.48	6,540,854.34	6,522,538.00	6,522,538.00
Report Surplus (Deficit):		220,102.15	330,696.53	0.00	357,003.85	1,296,255.66	0.00	0.00



Bastrop County, TX

FY 25-26 Approved Budget Report

Account Summary

For Fiscal: 2024-2025 Period Ending: 08/31/2025

		2022-2023	2023-2024	2024-2025	2024-2025	2024-2025	2025-2026	2025-2026
		Total Activity	Total Activity	Total Budget	YTD Activity	PROJECTED	REQUESTED	PROPOSED
335-343-4000	COUNTY CLERK FEES	4,605.00	4,545.00	3,000.00	3,585.00	4,157.00	3,500.00	3,500.00
335-343-7000	DISTRICT CLERK FEES	18,048.79	20,073.41	10,000.00	20,940.00	24,265.00	15,000.00	15,000.00
335-343-8001	JP 1 FEES	1,032.00	1,335.00	1,000.00	1,326.00	1,476.00	1,000.00	1,000.00
335-343-8002	JP 2 FEES	279.00	285.00	800.00	321.00	381.00	300.00	300.00
335-343-8003	JP 3 FEES	1,008.00	966.00	900.00	945.00	1,080.00	900.00	900.00
335-343-8004	JP 4 FEES	879.00	1,239.00	900.00	1,119.00	1,300.00	900.00	900.00
335-361-0000	INTEREST ON ACCOUNT	5,895.04	8,331.64	3,218.00	6,022.22	6,300.00	4,000.00	4,000.00

FY 25-26 Approved Budget Report

For Fiscal: 2024-2025 Period Ending: 08/31/2025

		2022-2023 Total Activity	2023-2024 Total Activity	2024-2025 Total Budget	2024-2025 YTD Activity	2024-2025 PROJECTED	2025-2026 REQUESTED	2025-2026 PROPOSED
Department: 670 - MEDIATION EXPENSES								
335-670-1100	SALARY	6,853.19	7,194.00	7,290.00	6,280.51	7,290.00	9,600.00	9,600.00
335-670-1105	MEDIATORS	1,300.00	8,950.00	6,700.00	6,450.00	9,350.00	10,000.00	10,000.00
335-670-2000	FRINGE	0.00	0.00	2,500.00	0.00	2,500.00	1,500.00	1,500.00
335-670-2010	FICA	524.27	550.39	0.00	480.48	0.00	0.00	0.00
335-670-2030	INSURANCE	500.00	500.00	0.00	0.00	0.00	0.00	0.00
335-670-2050	WORKERS COMPENSATION	100.00	97.04	0.00	99.87	0.00	0.00	0.00
335-670-3100	OFFICE SUPPLIES	0.00	0.00	500.00	0.00	0.00	500.00	500.00
335-670-4100	PROFESSIONAL SERVICES	0.00	0.00	500.00	0.00	0.00	500.00	500.00
335-670-4211	COMMUNICATIONS	0.00	0.00	500.00	0.00	0.00	500.00	500.00
335-670-4232	TRAINING AND EDUCATION	0.00	0.00	1,000.00	0.00	0.00	500.00	500.00
335-670-4910	MEMBERSHIP DUES	0.00	0.00	100.00	0.00	0.00	100.00	100.00
335-670-4999	MISCELLANEOUS	0.00	0.00	728.00	0.00	0.00	2,400.00	2,400.00
Department: 670 - MEDIATION EXPENSES Total:		9,277.46	17,291.43	19,818.00	13,310.86	19,140.00	25,600.00	25,600.00
Total Revenues		31,746.83	36,775.05	19,818.00	34,258.22	38,959.00	25,600.00	25,600.00
Total Expenses		9,277.46	17,291.43	19,818.00	13,310.86	19,140.00	25,600.00	25,600.00
Report Surplus (Deficit):		22,469.37	19,483.62	0.00	20,947.36	19,819.00	0.00	0.00



Bastrop County, TX

FY 25-26 Approved Budget Report

Account Summary

For Fiscal: 2024-2025 Period Ending: 08/31/2025

	2022-2023	2023-2024	2024-2025	2024-2025	2024-2025	2025-2026	2025-2026
	Total Activity	Total Activity	Total Budget	YTD Activity	PROJECTED	REQUESTED	PROPOSED
350-361-1000 INTEREST INCOME	4,582.48	5,422.16	4,800.00	3,333.37	3,859.00	4,800.00	4,800.00
350-390-1000 HOT CHECK FEES	230.00	120.00	1,000.00	136.76	140.00	1,000.00	1,000.00
350-390-2000 CASH ON HAND	0.00	0.00	0.00	0.00	0.00	0.00	0.00

FY 25-26 Approved Budget Report

For Fiscal: 2024-2025 Period Ending: 08/31/2025

		2022-2023	2023-2024	2024-2025	2024-2025	2024-2025	2025-2026	2025-2026
		Total Activity	Total Activity	Total Budget	YTD Activity	PROJECTED	REQUESTED	PROPOSED
Department: 475 - DISTRICT ATTORNEY								
350-475-2000	FRINGE BENEFITS	0.00	0.00	1,521.00	0.00	0.00	1,521.00	1,521.00
350-475-2010	FICA	0.00	49.46	0.00	0.00	0.00	0.00	0.00
350-475-2020	RETIREMENT	0.00	79.83	0.00	0.00	0.00	0.00	0.00
350-475-2030	INSURANCE	0.00	44.05	0.00	0.00	0.00	0.00	0.00
350-475-3100	OFFICE SUPPLIES	0.00	1,575.88	0.00	0.00	0.00	0.00	0.00
350-475-4000	SALARIES PAID FROM HOT CHE...	0.00	662.36	4,279.00	0.00	0.00	4,279.00	4,279.00
350-475-4100	PROFESSIONAL SERVICES	0.00	10,827.54	0.00	6,244.40	6,244.40	0.00	0.00
350-475-4232	CONFERENCES AND SEMINARS	0.00	0.00	0.00	360.00	360.00	0.00	0.00
350-475-4233	WITNESS TRAVEL, MEALS, LOD...	1,090.35	1,728.21	0.00	803.24	803.24	0.00	0.00
Department: 475 - DISTRICT ATTORNEY Total:		1,090.35	14,967.33	5,800.00	7,407.64	7,407.64	5,800.00	5,800.00
Total Revenues		4,812.48	5,542.16	5,800.00	3,470.13	3,999.00	5,800.00	5,800.00
Total Expenses		1,090.35	14,967.33	5,800.00	7,407.64	7,407.64	5,800.00	5,800.00
Report Surplus (Deficit):		3,722.13	-9,425.17	0.00	-3,937.51	-3,408.64	0.00	0.00



Bastrop County, TX

FY 25-26 Approved Budget Report Account Summary

For Fiscal: 2024-2025 Period Ending: 08/31/2025

[351-390-1000](#)

DA SPECIAL ACCOUNT FEES

2022-2023 Total Activity	2023-2024 Total Activity	2024-2025 Total Budget	2024-2025 YTD Activity	2024-2025 PROJECTED	2025-2026 REQUESTED	2025-2026 PROPOSED
22,500.00	22,500.00	22,500.00	15,000.00	22,500.00	22,500.00	22,500.00

FY 25-26 Approved Budget Report

For Fiscal: 2024-2025 Period Ending: 08/31/2025

		2022-2023 Total Activity	2023-2024 Total Activity	2024-2025 Total Budget	2024-2025 YTD Activity	2024-2025 PROJECTED	2025-2026 REQUESTED	2025-2026 PROPOSED
Department: 475 - DISTRICT ATTORNEY								
351-475-2000	FRINGE	0.00	0.00	0.00	0.00	0.00	0.00	0.00
351-475-2010	FICA	0.00	0.00	0.00	671.15	0.00	0.00	0.00
351-475-2020	RETIREMENT	0.00	0.00	0.00	1,146.66	0.00	0.00	0.00
351-475-2030	INSURANCE	0.00	0.00	0.00	1,230.46	0.00	0.00	0.00
351-475-4000	SALARIES PAID FROM DA SPECI...	21,043.26	23,956.74	22,500.00	9,307.76	22,500.00	22,500.00	22,500.00
Department: 475 - DISTRICT ATTORNEY Total:		21,043.26	23,956.74	22,500.00	12,356.03	22,500.00	22,500.00	22,500.00
Total Revenues		22,500.00	22,500.00	22,500.00	15,000.00	22,500.00	22,500.00	22,500.00
Total Expenses		21,043.26	23,956.74	22,500.00	12,356.03	22,500.00	22,500.00	22,500.00
Report Surplus (Deficit):		1,456.74	-1,456.74	0.00	2,643.97	0.00	0.00	0.00



Bastrop County, TX

FY 25-26 Approved Budget Report Account Summary

For Fiscal: 2024-2025 Period Ending: 08/31/2025

		2022-2023	2023-2024	2024-2025	2024-2025	2024-2025	2025-2026	2025-2026
		Total Activity	Total Activity	Total Budget	YTD Activity	PROJECTED	REQUESTED	PROPOSED
352-334-0102	CJAD-SX OFF	106,365.00	97,977.18	97,140.00	75,690.00	100,920.00	104,921.00	104,921.00
352-334-0103	CJAD - BASIC	453,236.00	728,759.00	700,888.00	575,852.00	760,389.00	893,913.00	893,913.00
352-334-0105	CJAD - TAIP	23,160.00	20,958.00	30,239.00	21,044.00	29,752.00	34,830.00	34,830.00
352-334-0114	CJAD - HIGH RISK	68,845.00	79,595.72	78,166.00	62,601.00	83,468.00	87,468.00	87,468.00
352-334-0203	CJAD - SAFFP	2,859.50	4,704.00	2,000.00	11,301.50	11,301.50	2,000.00	2,000.00
352-334-0204	CJAD - SPECIAL	59,595.00	59,593.71	59,595.00	44,696.00	59,595.00	59,595.00	59,595.00
352-334-0205	CJAD - CCSS	50,927.00	55,114.93	55,750.00	39,910.00	53,214.00	55,672.00	55,672.00
352-334-0206	CJAD - PRETRIAL DIVERSION	0.00	0.00	0.00	0.00	0.00	38,626.00	38,626.00
352-334-0303	SUPERVISION FEES- BASIC	843,109.18	897,089.88	815,000.00	901,318.93	963,561.00	816,000.00	816,000.00
352-334-0503	CARRYOVER PREV YR(COH)-BAS..	0.00	-82,344.67	597,527.00	0.00	790,000.00	230,454.00	230,454.00
352-334-0603	PYMTS BY PROG PART-BASIC	46,552.35	63,295.00	35,900.00	53,627.00	54,728.00	31,250.00	31,250.00
352-334-0605	PYMTS BY PROG PART - TAIP	790.00	0.00	0.00	0.00	0.00	0.00	0.00
352-361-0000	INTEREST	45,277.59	55,635.68	25,000.00	21,811.55	46,610.00	30,000.00	30,000.00
352-370-0000	MISCELLANEOUS - BASIC	1,116.69	11,716.78	1,100.00	30.00	480.00	1,100.00	1,100.00
352-370-1000	BOND SUPERVISION	1,120.00	30.00	0.00	30.00	50.00	0.00	0.00

FY 25-26 Approved Budget Report

For Fiscal: 2024-2025 Period Ending: 08/31/2025

		2022-2023	2023-2024	2024-2025	2024-2025	2024-2025	2025-2026	2025-2026
		Total Activity	Total Activity	Total Budget	YTD Activity	PROJECTED	REQUESTED	PROPOSED
Department: 565 - ADULT PROBATION								
352-565-0102	SALARIES - SX OFF	92,294.40	93,907.09	76,716.00	75,459.28	84,754.00	90,327.00	90,327.00
352-565-0103	SALARIES - BASIC	927,063.00	1,042,164.67	1,194,058.00	1,175,410.17	1,313,900.00	1,404,324.00	1,404,324.00
352-565-0114	SALARIES - HIGH RISK CASELOAD	60,976.63	61,271.15	60,972.00	59,453.92	67,027.00	71,539.00	71,539.00
352-565-0115	SALARIES - CJAD SPECIAL	50,084.55	54,331.58	54,072.00	25,557.68	57,697.00	59,850.00	59,850.00
352-565-0116	SALARIES - CCSS-CCP	42,694.62	46,869.57	46,610.00	68,253.96	48,495.00	53,500.00	53,500.00
352-565-0117	SALARIES - PRETRIAL DIVERSION	0.00	0.00	0.00	0.00	0.00	29,009.00	29,009.00
352-565-2000	FRINGE BENEFITS	0.00	0.00	307,918.00	0.00	0.00	360,070.00	360,070.00
352-565-2010	FICA	86,665.58	95,516.10	0.00	103,561.80	112,730.00	0.00	0.00
352-565-2020	RETIREMENT	143,954.75	157,681.22	0.00	162,038.34	175,000.00	0.00	0.00
352-565-2030	INSURANCE	-0.15	-0.24	0.00	-0.03	0.00	0.00	0.00
352-565-2060	UNEMPLOYMENT	2,671.12	1,880.61	3,000.00	1,378.09	2,006.00	3,500.00	3,500.00
352-565-2070	RETIREE INSURANCE	11,596.56	6,090.00	0.00	5,173.90	5,180.00	6,000.00	6,000.00
352-565-3101	OFFICE SUPPLIES - SX OFF	79.00	399.16	320.00	178.78	380.00	300.00	300.00
352-565-3102	OFFICE SUPPLIES - BASIC	24,231.53	25,980.11	28,000.00	22,769.29	30,000.00	35,000.00	35,000.00
352-565-3104	U/A SUPPLIES - BASIC	5,340.35	6,098.00	7,500.00	6,393.75	9,514.00	11,000.00	11,000.00
352-565-3105	COMPUTER SUPPLIES - BASIC	251.03	430.50	1,500.00	2,505.57	2,705.00	4,000.00	4,000.00
352-565-3108	OFFICE SUPPLIES - HIGH RISK	0.00	20.25	300.00	54.04	89.00	300.00	300.00
352-565-3109	OFFICE SUPPLIES - CJAD SPECIAL	59.00	99.70	70.00	143.64	250.00	300.00	300.00
352-565-3110	COMPUTER SUPPLIES - SX OFF	25.40	20.99	280.00	0.00	0.00	100.00	100.00
352-565-3111	COMPUTER SUPPLIES - HRC	25.40	69.76	280.00	0.00	0.00	100.00	100.00
352-565-3112	OFFICE SUPPLIES - CCSS-CCP	25.40	32.24	250.00	49.49	49.49	250.00	250.00
352-565-3113	COMPUTER SUPPLIES - CJAD SP...	0.00	0.00	0.00	0.00	0.00	0.00	0.00
352-565-3114	DRUG TESTING SUPPLIES - BASIC	0.00	0.00	0.00	0.00	0.00	0.00	0.00
352-565-3115	COMPUTER SUPPLIES - CCSS	0.00	0.00	350.00	0.00	0.00	100.00	100.00
352-565-3116	U/A SUPPLIES - PRETRIAL DIVE...	0.00	0.00	0.00	0.00	0.00	350.00	350.00
352-565-3117	OFFICE SUPPLIES - PRETRIAL DI...	0.00	0.00	0.00	0.00	0.00	542.00	542.00
352-565-4100	CONTRACT SERVICES - BASIC	0.00	7.31	3,000.00	465.93	920.00	4,400.00	4,400.00
352-565-4101	DWI/DOEP INST - BASIC	4,815.00	5,938.00	21,200.00	2,880.00	4,965.00	21,200.00	21,200.00
352-565-4104	U/A CONFIRMATION - BASIC	1,486.00	1,569.53	3,600.00	1,109.88	1,150.00	4,590.00	4,590.00
352-565-4105	VOLUNTEERS INS (CSR) - BASIC	783.75	758.58	759.00	758.44	758.44	825.00	825.00
352-565-4106	INDIVIDUAL COUNSELING - TIP	4,452.00	5,082.00	5,500.00	5,544.00	6,365.00	4,539.00	4,539.00

FY 25-26 Approved Budget Report

For Fiscal: 2024-2025 Period Ending: 08/31/2025

		2022-2023 Total Activity	2023-2024 Total Activity	2024-2025 Total Budget	2024-2025 YTD Activity	2024-2025 PROJECTED	2025-2026 REQUESTED	2025-2026 PROPOSED
352-565-4108	POLYGRAPH FEES - BASIC	0.00	0.00	0.00	750.00	750.00	1,000.00	1,000.00
352-565-4109	GROUP COUNSELING - TAIP	22,619.00	22,253.00	24,512.00	23,936.00	25,691.00	30,030.00	30,030.00
352-565-4110	IT SUPPORT - BASIC	0.00	0.00	1,000.00	0.00	0.00	1,000.00	1,000.00
352-565-4111	INDEPENDENT FISCAL AUDIT - ...	0.00	9,250.00	9,300.00	9,750.00	9,750.00	10,500.00	10,500.00
352-565-4112	LEGAL SERVICES RETAINER - BA...	1,876.00	41,603.14	16,000.00	3,826.00	5,716.00	20,000.00	20,000.00
352-565-4113	POLYGRAPH EVALUATIONS - SX...	0.00	0.00	0.00	0.00	0.00	0.00	0.00
352-565-4116	BONDS/LIABILITY INS - BASIC	0.00	0.00	0.00	0.00	0.00	0.00	0.00
352-565-4202	MILEAGE - BASIC	111.35	0.00	250.00	287.83	100.00	800.00	800.00
352-565-4204	MILEAGE - HIGH RISK CASELOAD	165.06	0.00	165.00	0.00	0.00	170.00	170.00
352-565-4229	PER DIEM - SX OFF	0.00	36.00	900.00	0.00	0.00	1,160.00	1,160.00
352-565-4230	PER DIEM - BASIC	4,863.39	4,003.93	12,510.00	4,907.58	6,250.00	19,660.00	19,660.00
352-565-4231	PER DIEM - HIGH RISK CASELO...	894.89	800.39	2,200.00	786.51	1,219.00	1,600.00	1,600.00
352-565-4232	PER DIEM - CJAD SPECIAL	955.88	945.69	1,250.00	915.55	900.00	8,100.00	8,100.00
352-565-4233	PER DIEM - CCSS-CCP	506.64	0.00	650.00	0.00	0.00	310.00	310.00
352-565-4415	VEHICLE INSURANCE - BASIC	2,097.00	2,047.00	2,247.00	11,731.00	11,318.00	11,731.00	11,731.00
352-565-4425	L/D PHONE SERVICE - BASIC	0.00	0.00	0.00	0.00	0.00	0.00	0.00
352-565-4430	CELLULAR PHONE SEVICE - BAS...	2,551.93	2,880.34	3,180.00	2,664.78	2,725.00	3,090.00	3,090.00
352-565-4435	INTERNET ACCESS - BASIC	7,752.85	7,998.75	11,100.00	7,266.40	8,675.00	11,160.00	11,160.00
352-565-4460	EMPLOYEE ASSIST PROG - BASIC	2,500.00	2,550.00	2,500.00	2,650.00	2,550.00	2,650.00	2,650.00
352-565-4500	CSC SOFTWARE 9ACCUTERMO -...	46,756.00	38,688.00	35,712.00	32,736.00	35,712.00	35,712.00	35,712.00
352-565-4510	EQUIP MAINT/REPAIR - BASIC	0.00	0.00	1,000.00	0.00	1,710.00	0.00	0.00
352-565-4540	VEHICLE MAINTENANCE - BASIC	2,069.98	10,961.59	6,000.00	2,436.07	3,160.00	10,000.00	10,000.00
352-565-4542	VEHICLE FUEL - BASIC	2,063.59	2,006.09	5,000.00	2,404.65	2,800.00	6,000.00	6,000.00
352-565-4545	VEHICLE FUEL - HIGH RISK	1,230.63	1,398.09	1,425.00	976.74	1,450.00	1,450.00	1,450.00
352-565-4547	VEHICLE FUEL - CJAD SPECIAL	645.12	556.51	700.00	390.24	600.00	700.00	700.00
352-565-4548	VEHICLE INSURANCE - HRC	268.00	268.00	268.00	268.00	268.00	268.00	268.00
352-565-4549	VEHICLE MAINTENANCE - HRC	1,425.63	305.35	1,835.00	260.65	300.00	1,000.00	1,000.00
352-565-4909	REGISTRATION FEE - SEX OFF	0.00	0.00	300.00	0.00	0.00	300.00	300.00
352-565-4910	REGISTRATION FEES - BASIC	1,331.00	984.50	2,430.00	1,701.00	2,000.00	3,000.00	3,000.00
352-565-4911	LICENSES/MEMBERSHIPS - BAS...	0.00	280.00	430.00	0.00	300.00	430.00	430.00
352-565-4912	BOND SUPERVISION	1,294.26	917.62	0.00	196.61	250.00	0.00	0.00
352-565-4913	REGISTRATION FEES - HIGH RISK	290.00	0.00	600.00	290.00	290.00	300.00	300.00

FY 25-26 Approved Budget Report

For Fiscal: 2024-2025 Period Ending: 08/31/2025

		2022-2023	2023-2024	2024-2025	2024-2025	2024-2025	2025-2026	2025-2026
		Total Activity	Total Activity	Total Budget	YTD Activity	PROJECTED	REQUESTED	PROPOSED
352-565-4914	REGISTRATION FEES - CJAD	280.00	0.00	280.00	0.00	0.00	300.00	300.00
352-565-4915	REGISTRATION FEES - CCSS-CCP	290.00	0.00	300.00	64.00	64.00	300.00	300.00
352-565-4999	MISCELLANEOUS	0.00	0.00	480,234.00	2,259.28	0.00	0.00	0.00
352-565-5901	NEW EQUIPMENT - BASIC	18,967.19	3,906.10	38,953.00	47,275.01	57,546.00	15,550.00	15,550.00
352-565-5902	LEASED EQUIPMENT - BASIC	6,036.84	7,585.46	6,430.00	5,231.28	6,094.00	6,430.00	6,430.00
352-565-5903	EQUIPMENT - HIGH RISK CASE...	1,608.56	304.98	850.00	67.68	67.68	100.00	100.00
352-565-5904	EQUIPMENT - SX OFFENDER	1,733.55	1,340.84	2,625.00	1,335.04	1,335.04	300.00	300.00
352-565-5905	EQUIPMENT - CJAD SPECIAL	0.00	0.00	0.00	282.48	282.48	300.00	300.00
352-565-5907	NEW EQUIPMENT - CCSS-CCP	1,608.56	0.00	1,250.00	208.72	208.72	2,350.00	2,350.00
352-565-5908	EQUIPMENT - PRETRIAL DIVERS...	0.00	0.00	0.00	0.00	0.00	2,500.00	2,500.00
352-565-5910	FISCAL SERVICE FEE - BASIC	3,085.00	5,257.00	5,257.00	0.00	5,703.00	6,704.00	6,704.00
352-565-5911	FISCAL SERVICE FEE - SEX OFF	804.00	729.00	729.00	0.00	757.00	787.00	787.00
352-565-5913	FISCAL SERVICE FEE - TAIP	174.00	227.00	227.00	0.00	223.00	261.00	261.00
352-565-5915	FISCAL SERVICE FEE - HIGH RISK	500.00	586.00	586.00	0.00	626.00	656.00	656.00
352-565-5916	FISCAL SERVICE FEE - CJAD	447.00	447.00	447.00	0.00	447.00	447.00	447.00
352-565-5917	FISCAL SERVICES FEES- CCSS-CCP	380.00	418.00	418.00	0.00	399.00	418.00	418.00
352-565-5918	FISCAL SERVICE FEE - PRETRIAL...	0.00	0.00	0.00	0.00	0.00	290.00	290.00
Department: 565 - ADULT PROBATION Total:		1,599,757.82	1,777,753.25	2,498,305.00	1,886,995.02	2,122,171.85	2,385,829.00	2,385,829.00
Total Revenues		1,702,953.31	1,992,125.21	2,498,305.00	1,807,911.98	2,954,068.50	2,385,829.00	2,385,829.00
Total Expenses		1,599,757.82	1,777,753.25	2,498,305.00	1,886,995.02	2,122,171.85	2,385,829.00	2,385,829.00
Report Surplus (Deficit):		103,195.49	214,371.96	0.00	-79,083.04	831,896.65	0.00	0.00



Bastrop County, TX

FY 25-26 Approved Budget Report

Account Summary

For Fiscal: 2024-2025 Period Ending: 08/31/2025

[353-390-1000](#)

FROM PROBATION/JUVENILE P...

2022-2023 Total Activity	2023-2024 Total Activity	2024-2025 Total Budget	2024-2025 YTD Activity	2024-2025 PROJECTED	2025-2026 REQUESTED	2025-2026 PROPOSED
0.00	0.00	1,100,000.00	0.00	1,100,000.00	1,100,000.00	1,100,000.00

FY 25-26 Approved Budget Report

For Fiscal: 2024-2025 Period Ending: 08/31/2025

		2022-2023	2023-2024	2024-2025	2024-2025	2024-2025	2025-2026	2025-2026
		Total Activity	Total Activity	Total Budget	YTD Activity	PROJECTED	REQUESTED	PROPOSED
Department: 574 - JUVENILE PROBATION								
353-574-2000	FRINGE BENEFITS	0.00	0.00	275,000.00	0.00	275,000.00	275,000.00	275,000.00
353-574-2010	FICA	0.00	0.00	0.00	82,599.87	0.00	0.00	0.00
353-574-2020	RETIREMENT	0.00	0.00	0.00	127,691.31	0.00	0.00	0.00
353-574-2030	INSURANCE	0.00	0.00	0.00	212,801.50	0.00	0.00	0.00
353-574-2060	UNEMPLOYMENT	0.00	0.00	0.00	2.08	0.00	0.00	0.00
353-574-4000	SALARIES PAID OUT	0.00	0.00	825,000.00	1,109,587.69	1,109,588.00	825,000.00	825,000.00
Department: 574 - JUVENILE PROBATION Total:		0.00	0.00	1,100,000.00	1,532,682.45	1,384,588.00	1,100,000.00	1,100,000.00
Total Revenues		0.00	0.00	1,100,000.00	0.00	1,100,000.00	1,100,000.00	1,100,000.00
Total Expenses		0.00	0.00	1,100,000.00	1,532,682.45	1,384,588.00	1,100,000.00	1,100,000.00
Report Surplus (Deficit):		0.00	0.00	0.00	-1,532,682.45	-284,588.00	0.00	0.00



Bastrop County, TX

FY 25-26 Approved Budget Report

Account Summary

For Fiscal: 2024-2025 Period Ending: 08/31/2025

	2022-2023	2023-2024	2024-2025	2024-2025	2024-2025	2025-2026	2025-2026
	Total Activity	Total Activity	Total Budget	YTD Activity	PROJECTED	REQUESTED	PROPOSED
354-361-0000 INTEREST	5,680.29	6,130.84	1,500.00	4,235.36	5,035.00	3,000.00	3,000.00
354-370-0000 MISCELLANEOUS	-30.00	0.00	0.00	-30.00	0.00	0.00	0.00
354-390-1000 FROM PROBATION/RESTITUTI...	1,350,049.74	1,401,630.10	1,300,000.00	1,267,618.33	1,519,618.00	1,400,000.00	1,400,000.00

FY 25-26 Approved Budget Report

For Fiscal: 2024-2025 Period Ending: 08/31/2025

	2022-2023 Total Activity	2023-2024 Total Activity	2024-2025 Total Budget	2024-2025 YTD Activity	2024-2025 PROJECTED	2025-2026 REQUESTED	2025-2026 PROPOSED
Department: 565 - ADULT PROBATION							
354-565-4120 RESTITUTION	450,213.04	442,405.13	391,100.00	391,175.84	469,175.00	443,000.00	443,000.00
354-565-4150 FEES	897,479.38	966,702.45	910,400.00	958,790.04	1,148,790.00	960,000.00	960,000.00
Department: 565 - ADULT PROBATION Total:	1,347,692.42	1,409,107.58	1,301,500.00	1,349,965.88	1,617,965.00	1,403,000.00	1,403,000.00
Total Revenues	1,355,700.03	1,407,760.94	1,301,500.00	1,271,823.69	1,524,653.00	1,403,000.00	1,403,000.00
Total Expenses	1,347,692.42	1,409,107.58	1,301,500.00	1,349,965.88	1,617,965.00	1,403,000.00	1,403,000.00
Report Surplus (Deficit):	8,007.61	-1,346.64	0.00	-78,142.19	-93,312.00	0.00	0.00



Bastrop County, TX

FY 25-26 Approved Budget Report

Account Summary

For Fiscal: 2024-2025 Period Ending: 08/31/2025

	2022-2023	2023-2024	2024-2025	2024-2025	2024-2025	2025-2026	2025-2026
	Total Activity	Total Activity	Total Budget	YTD Activity	PROJECTED	REQUESTED	PROPOSED
475-361-0000 INTEREST EARNINGS	15,984.15	19,161.37	5,000.00	9,233.53	10,000.00	5,000.00	5,000.00
475-364-0000 CONTRIBUTIONS	0.00	0.00	0.00	0.00	34,000.00	0.00	0.00
475-370-1000 MITIGATION FEES	17,277.04	18,784.76	30,000.00	33,559.78	0.00	30,000.00	30,000.00

FY 25-26 Approved Budget Report

For Fiscal: 2024-2025 Period Ending: 08/31/2025

	2022-2023 Total Activity	2023-2024 Total Activity	2024-2025 Total Budget	2024-2025 YTD Activity	2024-2025 PROJECTED	2025-2026 REQUESTED	2025-2026 PROPOSED
Department: 656 - HOUSTON TOAD							
475-656-4100 PROFESSIONAL SERVICES	0.00	4,930.89	5,000.00	0.00	0.00	5,000.00	5,000.00
475-656-4101 MITIGATION GRANTS	1,476.00	0.00	30,000.00	3,560.36	3,600.00	30,000.00	30,000.00
Department: 656 - HOUSTON TOAD Total:	1,476.00	4,930.89	35,000.00	3,560.36	3,600.00	35,000.00	35,000.00
Total Revenues	33,261.19	37,946.13	35,000.00	42,793.31	44,000.00	35,000.00	35,000.00
Total Expenses	1,476.00	4,930.89	35,000.00	3,560.36	3,600.00	35,000.00	35,000.00
Report Surplus (Deficit):	31,785.19	33,015.24	0.00	39,232.95	40,400.00	0.00	0.00



Bastrop County, TX

FY 25-26 Approved Budget Report

Account Summary

For Fiscal: 2024-2025 Period Ending: 08/31/2025

[476-361-0000](#)

INTEREST INCOME

2022-2023 Total Activity	2023-2024 Total Activity	2024-2025 Total Budget	2024-2025 YTD Activity	2024-2025 PROJECTED	2025-2026 REQUESTED	2025-2026 PROPOSED
304.46	386.65	100.00	260.88	250.00	100.00	100.00

FY 25-26 Approved Budget Report

For Fiscal: 2024-2025 Period Ending: 08/31/2025

Department: 410 - GRANTS

[476-410-4000](#)

	2022-2023 Total Activity	2023-2024 Total Activity	2024-2025 Total Budget	2024-2025 YTD Activity	2024-2025 PROJECTED	2025-2026 REQUESTED	2025-2026 PROPOSED
DONATION EXPENSES	0.00	0.00	100.00	0.00	0.00	100.00	100.00
Department: 410 - GRANTS Total:	0.00	0.00	100.00	0.00	0.00	100.00	100.00
Total Revenues	304.46	386.65	100.00	260.88	250.00	100.00	100.00
Total Expenses	0.00	0.00	100.00	0.00	0.00	100.00	100.00
Report Surplus (Deficit):	304.46	386.65	0.00	260.88	250.00	0.00	0.00



Bastrop County, TX

FY 25-26 Approved Budget Report

Account Summary

For Fiscal: 2024-2025 Period Ending: 08/31/2025

		2022-2023	2023-2024	2024-2025	2024-2025	2024-2025	2025-2026	2025-2026
		Total Activity	Total Activity	Total Budget	YTD Activity	PROJECTED	REQUESTED	PROPOSED
480-341-4801	BASTROP ISD	113,604.22	108,998.13	111,503.00	95,520.04	95,520.04	103,044.00	103,044.00
480-341-4802	ELGIN ISD	21,275.96	31,489.06	32,213.00	32,320.67	32,320.67	34,866.00	34,866.00
480-341-4803	SMTIHVILLE ISD	20,777.56	20,680.81	21,156.00	37,032.30	37,032.30	39,949.00	39,949.00
480-341-4805	BASTROP COUNTY	118,509.49	123,051.00	126,177.00	126,177.00	126,177.00	139,880.00	139,880.00
480-341-4806	CITY OF BASTROP	4,620.00	4,620.00	4,620.00	4,620.00	4,620.00	4,620.00	4,620.00
480-341-4807	CITY OF ELGIN	4,620.00	4,620.00	4,620.00	4,620.00	4,620.00	4,620.00	4,620.00
480-341-4808	CITY OF SMITHVILLE	4,620.00	4,620.00	4,620.00	4,620.00	4,620.00	4,620.00	4,620.00
480-361-0000	INTEREST EARNINGS	17,998.32	27,813.45	0.00	12,855.26	14,500.00	0.00	0.00

FY 25-26 Approved Budget Report

For Fiscal: 2024-2025 Period Ending: 08/31/2025

		2022-2023	2023-2024	2024-2025	2024-2025	2024-2025	2025-2026	2025-2026
		Total Activity	Total Activity	Total Budget	YTD Activity	PROJECTED	REQUESTED	PROPOSED
Department: 480 - BOOT CAMP								
480-480-1100	SALARY	100,838.25	99,196.50	101,697.00	86,266.10	101,697.00	95,546.00	95,546.00
480-480-1115	OTHER SALARIES	148,987.75	156,379.30	175,012.00	129,841.49	175,012.00	203,853.00	203,853.00
480-480-3100	OFFICE SUPPLIES	586.26	780.26	500.00	166.15	300.00	500.00	500.00
480-480-3101	INSTRUCTIONAL SUPPLIES	552.06	535.40	1,000.00	378.99	0.00	1,000.00	1,000.00
480-480-3333	MEDICAL/PHYSICALS	0.00	0.00	200.00	0.00	500.00	200.00	200.00
480-480-3334	CHEMICAL DEPENDENCY COUN...	400.00	225.00	500.00	337.50	400.00	500.00	500.00
480-480-3335	MEALS FOR	0.00	7,736.33	13,000.00	0.00	0.00	13,000.00	13,000.00
480-480-3550	OPERATING SUPPLIES	4,507.07	5,590.28	5,000.00	3,367.49	4,000.00	5,000.00	5,000.00
480-480-4211	COMMUNICATIONS	0.00	0.00	1,000.00	0.00	0.00	1,000.00	1,000.00
480-480-4235	TRAINING	0.00	0.00	1,000.00	0.00	0.00	1,000.00	1,000.00
480-480-4430	UTILITIES	3,063.11	3,235.71	5,000.00	3,111.26	4,300.00	5,000.00	5,000.00
480-480-4510	MAINTENANCE & REPAIRS	45.86	0.00	1,000.00	0.00	0.00	1,000.00	1,000.00
480-480-4511	BUILDING PROJECT	0.00	0.00	0.00	0.00	0.00	4,000.00	4,000.00
Department: 480 - BOOT CAMP Total:		258,980.36	273,678.78	304,909.00	223,468.98	286,209.00	331,599.00	331,599.00
Total Revenues		306,025.55	325,892.45	304,909.00	317,765.27	319,410.01	331,599.00	331,599.00
Total Expenses		258,980.36	273,678.78	304,909.00	223,468.98	286,209.00	331,599.00	331,599.00
Report Surplus (Deficit):		47,045.19	52,213.67	0.00	94,296.29	33,201.01	0.00	0.00



Bastrop County, TX

FY 25-26 Approved Budget Report

Account Summary

For Fiscal: 2024-2025 Period Ending: 08/31/2025

	2022-2023	2023-2024	2024-2025	2024-2025	2024-2025	2025-2026	2025-2026
	Total Activity	Total Activity	Total Budget	YTD Activity	PROJECTED	REQUESTED	PROPOSED
500-341-4000 COUNTY CLERK	10,745.00	10,185.00	10,000.00	8,365.00	8,100.00	10,000.00	10,000.00
500-341-7000 DISTRICT CLERK	42,078.80	46,179.05	36,000.00	48,370.00	47,000.00	36,000.00	36,000.00
500-361-1000 INTEREST ON ACCOUNT	6,596.83	9,169.97	2,501.00	6,808.28	6,000.00	2,501.00	2,501.00

FY 25-26 Approved Budget Report

For Fiscal: 2024-2025 Period Ending: 08/31/2025

		2022-2023	2023-2024	2024-2025	2024-2025	2024-2025	2025-2026	2025-2026
		Total Activity	Total Activity	Total Budget	YTD Activity	PROJECTED	REQUESTED	PROPOSED
Department: 426 - COUNTY COURT AT LAW								
500-426-1100	SALARY	9,623.93	9,645.16	10,001.00	8,629.07	10,000.00	10,001.00	10,001.00
500-426-2000	FRINGE BENEFITS	0.00	0.00	3,500.00	0.00	3,500.00	3,500.00	3,500.00
500-426-2010	FICA	684.53	680.69	0.00	606.86	0.00	0.00	0.00
500-426-2020	RETIREMENT	1,150.76	1,183.25	0.00	1,014.92	0.00	0.00	0.00
500-426-2030	INSURANCE	1,419.56	1,533.50	0.00	1,421.64	0.00	0.00	0.00
500-426-5758	OPERATING EXPENSES (BOOKS)	29,877.13	26,020.08	35,000.00	24,334.12	25,000.00	35,000.00	35,000.00
Department: 426 - COUNTY COURT AT LAW Total:		42,755.91	39,062.68	48,501.00	36,006.61	38,500.00	48,501.00	48,501.00
Total Revenues		59,420.63	65,534.02	48,501.00	63,543.28	61,100.00	48,501.00	48,501.00
Total Expenses		42,755.91	39,062.68	48,501.00	36,006.61	38,500.00	48,501.00	48,501.00
Report Surplus (Deficit):		16,664.72	26,471.34	0.00	27,536.67	22,600.00	0.00	0.00



Bastrop County, TX

FY 25-26 Approved Budget Report

Account Summary

For Fiscal: 2024-2025 Period Ending: 08/31/2025

		2022-2023	2023-2024	2024-2025	2024-2025	2024-2025	2025-2026	2025-2026
		Total Activity	Total Activity	Total Budget	YTD Activity	PROJECTED	REQUESTED	PROPOSED
550-361-1000	INTEREST ON ACCOUNTS	5,807.80	9,695.77	3,000.00	6,449.47	7,000.00	5,000.00	5,000.00
550-403-0400	FUGITIVE APPREHENSION	5.00	5.00	15.00	5.00	5.00	5.00	5.00
550-403-0500	JUVENILE CRIME & DELINQUE...	1.00	0.50	1.00	0.25	0.50	1.00	1.00
550-403-0600	TIME PAYMENTS	176.57	171.49	200.00	169.59	190.00	200.00	200.00
550-403-0700	CONSOLIDATED COURT COSTS.	794.61	639.51	1,000.00	1,010.61	1,200.00	1,000.00	1,000.00
550-403-0900	FTA STATE OMNI	160.82	156.18	200.00	111.46	130.00	200.00	200.00
550-403-3000	JUDICIAL EDUCATION	4.00	2.00	6.00	1.00	3.00	5.00	5.00
550-403-5000	DPS ARREST FEES	48.99	58.11	60.00	53.02	62.00	60.00	60.00
550-403-5001	BASTROP P.D. ARREST FEES	5.00	0.00	5.00	0.00	0.00	5.00	5.00
550-403-5002	ELGIN P.D. ARREST FEES	1.00	5.00	2.00	0.00	0.00	2.00	2.00
550-403-5003	SMITHVILLE P.D. ARREST FEES	0.00	15.00	0.00	0.00	0.00	2.00	2.00
550-403-5008	INDIGENT FEES	0.00	0.00	500.00	0.00	0.00	0.00	0.00
550-403-5011	MARRIAGE LICENSE FEES	17,322.50	18,900.00	20,000.00	18,920.00	22,700.00	20,000.00	20,000.00
550-403-5012	BIRTH CERTIFICATE FEES	3,153.60	2,928.60	3,000.00	2,188.80	2,600.00	3,000.00	3,000.00
550-403-5013	CC (JRF) JURY REIMB FEE	25.16	22.92	40.00	26.61	32.00	40.00	40.00
550-403-5014	STATE TRAFFIC FINES	12.77	33.67	5.00	0.00	0.00	5.00	5.00
550-403-5016	CO CLERK EMS TRAUMA FEE	7,273.63	10,269.47	7,500.00	8,205.70	8,000.00	8,500.00	8,500.00
550-403-5017	JS JUDICIAL SUPPORT FEE (\$4)	31.85	30.93	50.00	30.48	40.00	50.00	50.00
550-403-5021	INDIGENT DEFENSE SERVICES	10.59	11.45	15.00	11.28	11.00	15.00	15.00
550-403-5022	DCCF - DRUG COURT FEE	89.26	94.23	100.00	79.50	89.00	100.00	100.00
550-403-5025	JUDICIAL FUND-STAT CO COURT	124.24	115.88	150.00	114.66	130.00	150.00	150.00
550-403-5026	TX HOME VISITING PROGRAM	150.00	110.00	150.00	105.00	125.00	150.00	150.00
550-403-5030	CRIMINAL CONVICTION FEE	18.90	23.64	25.00	26.86	26.00	25.00	25.00
550-403-5032	SUBTITLE C DWI FEES HB2048	9,047.88	18,222.00	10,000.00	27,801.50	30,000.00	25,000.00	25,000.00
550-403-5033	CO CLERK VISUAL RECORDING ...	1,319.08	1,465.07	1,200.00	1,268.41	1,475.00	1,500.00	1,500.00
550-403-5034	CO CLERK STATE TRAFFIC FINE 2	512.40	158.17	650.00	420.26	500.00	650.00	650.00
550-403-5035	CO CLERK WARRANT FEE - PEA...	47.53	47.84	70.00	44.17	50.00	70.00	70.00

FY 25-26 Approved Budget Report

For Fiscal: 2024-2025 Period Ending: 08/31/2025

		2022-2023	2023-2024	2024-2025	2024-2025	2024-2025	2025-2026	2025-2026
		Total Activity	Total Activity	Total Budget	YTD Activity	PROJECTED	REQUESTED	PROPOSED
550-403-5037	CO CLERK STATE CONS COURT ...	29,574.44	27,412.24	30,000.00	25,217.94	29,000.00	30,000.00	30,000.00
550-403-6001	CC JUDICIAL SUPPORT JAN22	1,886.00	984.00	2,500.00	820.00	1,000.00	2,500.00	2,500.00
550-403-6006	CC INDIGENT SERVICES JAN22	560.00	240.00	500.00	210.00	250.00	500.00	500.00
550-403-6011	CC E-FILE SYSTEM JAN22	990.00	360.00	1,000.00	330.00	400.00	500.00	500.00
550-403-6016	CC JUDICIAL CT PER TRAIN JAN...	165.00	60.00	200.00	55.00	75.00	200.00	200.00
550-403-7000	CRIME VICTIM COMPENSATION..	30.00	35.00	25.00	35.00	42.00	35.00	35.00
550-450-0600	TIME PAYMENTS	290.28	173.63	400.00	93.20	110.00	150.00	150.00
550-450-0700	CONSOLIDATED COURT COST	3,357.42	2,899.97	4,000.00	1,159.04	1,380.00	1,400.00	1,400.00
550-450-0900	FTA STATE OMNI	80.00	100.00	70.00	140.00	170.00	200.00	200.00
550-450-4018	3RD COURT APPEALS FEE	5.00	0.00	20.00	0.00	0.00	0.00	0.00
550-450-5000	JUVENILE PROBATION DIVERSI...	175.00	210.00	220.00	120.00	144.00	220.00	220.00
550-450-5001	DC ARREST FEES - PEACE OFFIC...	0.00	5.00	0.00	80.21	69.00	50.00	50.00
550-450-5008	INDIGENT FEES	1,203.30	701.34	1,200.00	390.00	456.00	500.00	500.00
550-450-5013	DC (JRF) JURY REIMB FEE	65.69	43.65	90.00	18.34	25.00	90.00	90.00
550-450-5015	DNA TESTING	159.08	31.30	55.00	0.00	0.00	50.00	50.00
550-450-5016	DIST CLERK EMS TRAUMA FEE	864.77	808.07	700.00	994.93	1,057.00	1,000.00	1,000.00
550-450-5017	JS JUDICIAL SUPPORT FEE (\$4)	88.63	58.68	100.00	24.77	30.00	50.00	50.00
550-450-5019	SUPPORT OF JUDICIARY (\$37)	5,130.44	2,873.31	5,000.00	1,554.00	1,540.00	1,500.00	1,500.00
550-450-5021	INDIGENT DEFENSE SERVICES	32.87	21.84	40.00	9.15	12.00	20.00	20.00
550-450-5022	DCCF - DRUG COURT FEE	393.86	189.24	500.00	23.11	25.00	50.00	50.00
550-450-5023	DNA (SB727) \$34/\$50	331.48	193.71	500.00	61.15	85.00	150.00	150.00
550-450-5027	E - FILING FEE	3,545.54	2,104.01	4,000.00	880.00	1,020.00	1,000.00	1,000.00
550-450-5030	CRIMINAL CONVICTION FEE	81.20	44.09	100.00	22.95	28.00	50.00	50.00
550-450-5031	PERSONNEL TRAINING FEE	527.16	310.00	600.00	160.00	185.00	200.00	200.00
550-450-5032	DIST CLERK DWI TRAFFIC FINES	8,297.35	14,186.40	8,000.00	22,704.04	14,760.00	15,000.00	15,000.00
550-450-5033	DC VISUAL RECORDING FEE	218.87	94.25	200.00	153.98	180.00	200.00	200.00
550-450-5035	DC WARRANT/PEACE OFFICER ...	0.00	20.00	0.00	0.00	0.00	0.00	0.00
550-450-5037	DC STATE CONSOLIDATED CT C...	19,586.80	27,328.04	15,000.00	27,851.95	28,000.00	30,000.00	30,000.00
550-450-6001	DC JUDICIAL SUPPORT JAN22	23,697.46	31,093.20	20,000.00	36,986.19	41,290.00	40,000.00	40,000.00
550-450-6006	DC INDIGENT SERVICES JAN22	6,175.11	8,010.66	5,000.00	9,541.02	10,500.00	10,000.00	10,000.00
550-450-6011	DC E-FILE SYSTEM JAN22	9,489.75	12,795.99	10,000.00	15,091.53	16,795.00	15,000.00	15,000.00
550-450-6016	DC JUDICIAL CT PER TRAIN JAN...	1,624.54	2,291.15	1,500.00	2,485.26	2,762.00	2,500.00	2,500.00

FY 25-26 Approved Budget Report

For Fiscal: 2024-2025 Period Ending: 08/31/2025

		2022-2023 Total Activity	2023-2024 Total Activity	2024-2025 Total Budget	2024-2025 YTD Activity	2024-2025 PROJECTED	2025-2026 REQUESTED	2025-2026 PROPOSED
550-450-8000	OTHER THAN DIVORCE/FAMILY...	6,143.64	3,150.00	7,000.00	1,840.00	2,148.00	2,500.00	2,500.00
550-450-8001	DIVORCE/FAMILY LAW CASES	68.20	0.00	10.00	0.00	0.00	0.00	0.00
550-451-0100	LAW ENF.MGMT.INST.	0.00	1.00	0.00	0.50	0.00	0.00	0.00
550-451-0200	LEOCE	0.00	4.00	0.00	0.00	0.00	0.00	0.00
550-451-0300	WEIGHTS & MEASURES	0.00	0.00	70.00	0.00	0.00	0.00	0.00
550-451-0400	FUGITIVE APPREHENSION	0.00	5.00	0.00	0.00	0.00	0.00	0.00
550-451-0500	JV CRIME & DELINQUENCY	0.00	0.50	0.00	0.00	0.00	0.00	0.00
550-451-0600	TIME PAYMENTS	50.00	50.00	70.00	114.87	114.00	70.00	70.00
550-451-0700	CONSOLIDATED COURT COSTS	9,536.57	10,410.71	10,000.00	6,193.06	7,100.00	8,000.00	8,000.00
550-451-0900	FTA STATE OMNI	1,009.17	751.02	1,200.00	653.82	735.00	700.00	700.00
550-451-1000	CRIMINAL JUSTICE PLANNING	0.00	10.00	5.00	5.00	5.00	5.00	5.00
550-451-2000	LAW ENFORCEMENT EDUCATI...	0.00	2.00	0.00	1.00	0.00	0.00	0.00
550-451-3000	JUDICIAL EDUCATION	0.00	3.00	0.00	1.00	0.00	0.00	0.00
550-451-3005	CORRECTIONAL MGMT INST (...)	0.00	0.50	0.00	0.00	0.00	0.00	0.00
550-451-4000	VICTIMS OF CRIME	0.00	45.00	0.00	15.00	0.00	0.00	0.00
550-451-5000	DPS ARREST FEES	3,785.41	3,693.72	3,000.00	5,767.91	6,000.00	5,000.00	5,000.00
550-451-5004	PARKS AND WILDLIFE ARREST F...	97.23	36.52	15.00	40.12	45.00	50.00	50.00
550-451-5005	TX PARKS & WILDLIFE DIRECT	2,989.92	1,925.25	1,000.00	831.05	997.00	1,000.00	1,000.00
550-451-5006	TABC STATE FEES	0.00	42.00	0.00	0.00	0.00	0.00	0.00
550-451-5008	INDIGENT FEES	0.00	0.00	300.00	0.00	0.00	0.00	0.00
550-451-5009	SUBTITLE C FEES	771.87	570.00	1,000.00	637.47	763.00	800.00	800.00
550-451-5013	JP1 (JRF) JURY REIMB FEE	389.38	297.41	500.00	228.66	270.00	200.00	200.00
550-451-5015	SJFS JUDICIAL SUPPORT FEE (JS)	525.67	399.46	700.00	304.13	358.00	400.00	400.00
550-451-5016	IDF (INDIGENT DEFENSE FUND ...)	194.69	146.71	300.00	109.71	130.00	200.00	200.00
550-451-5023	CIVIL JUSTICE DATA REPOSITORY	3.47	2.59	5.00	2.52	3.00	5.00	5.00
550-451-5027	E- FILING FEE	0.00	0.00	500.00	0.00	0.00	0.00	0.00
550-451-5028	TRUANCY PREVENTION & DIVE...	179.65	117.02	300.00	83.66	97.00	100.00	100.00
550-451-5030	PERSONNEL TRAINING FEE JP 1	0.00	0.00	300.00	0.00	0.00	0.00	0.00
550-451-5034	JP1 STATE TRAFFIC FINE 2	63,884.24	54,334.29	65,000.00	42,679.51	48,749.00	50,000.00	50,000.00
550-451-5035	JP1 WARRANT FEE- PEACE OFFI...	20,302.05	19,282.65	20,000.00	19,301.43	21,977.00	20,000.00	20,000.00
550-451-5037	JP1 STATE CONSOLIDATED CT ...	149,833.67	137,406.50	150,000.00	131,587.25	151,853.00	150,000.00	150,000.00
550-451-6006	JP1 INDIGENT SERVICES JAN22	779.14	888.00	800.00	792.00	906.00	1,000.00	1,000.00

FY 25-26 Approved Budget Report

For Fiscal: 2024-2025 Period Ending: 08/31/2025

		2022-2023 Total Activity	2023-2024 Total Activity	2024-2025 Total Budget	2024-2025 YTD Activity	2024-2025 PROJECTED	2025-2026 REQUESTED	2025-2026 PROPOSED
550-451-6011	JP1 E-FILE SYSTEM JAN22	1,298.57	1,550.00	1,350.00	1,320.00	1,524.00	1,500.00	1,500.00
550-451-6020	JP1 JUDICIAL EDUCATION JAN22	619.29	775.00	700.00	660.00	761.00	700.00	700.00
550-451-7000	COMPENSATED REHAB.	0.00	5.00	0.00	0.00	0.00	0.00	0.00
550-451-8000	STATE GEN.REV.	0.00	5.00	5.00	2.50	3.00	5.00	5.00
550-452-0300	WEIGHTS & MEASURES	0.00	0.00	50.00	0.00	0.00	0.00	0.00
550-452-0600	TIME PAYMENT	566.92	340.89	900.00	140.14	168.00	200.00	200.00
550-452-0700	CONSOLIDATED COURT COSTS	20,703.98	18,714.05	25,000.00	10,961.25	11,452.00	10,000.00	10,000.00
550-452-0900	FTA STATE OMNI	5,743.57	4,212.66	7,000.00	1,989.41	2,373.00	3,000.00	3,000.00
550-452-5000	DPS ARREST FEES	1,649.21	2,051.76	2,000.00	1,620.63	1,957.00	2,000.00	2,000.00
550-452-5004	PARKS & WILDLIFE ARREST FEES	357.22	160.00	300.00	151.16	181.00	200.00	200.00
550-452-5005	TX PARKS & WILDLIFE - DIRECT	9,083.93	10,778.57	7,500.00	6,103.00	7,323.00	7,500.00	7,500.00
550-452-5008	INDIGENT FEES	0.00	0.00	100.00	0.00	0.00	0.00	0.00
550-452-5009	SUBTITLE C FEES	6,472.62	5,363.90	8,000.00	2,918.03	2,934.00	3,000.00	3,000.00
550-452-5013	JP2 (JRF) JURY REIMB FEE	1,422.87	1,137.39	1,700.00	607.18	721.00	1,000.00	1,000.00
550-452-5015	SJFS JUDICIAL SUPPORT FEE (JS)	1,918.38	1,385.65	2,500.00	990.58	1,179.00	2,000.00	2,000.00
550-452-5016	IDF (INDIGENT DEFENSE FUND ...	711.42	719.88	800.00	336.70	500.00	800.00	800.00
550-452-5023	CIVIL JUSTICE DATA REPOSITORY	22.90	19.15	30.00	10.68	20.00	30.00	30.00
550-452-5027	E - FILING FEE	0.00	0.00	150.00	0.00	0.00	0.00	0.00
550-452-5028	TRUANCY PREVENTION & DIVE...	683.08	523.46	800.00	320.22	379.00	500.00	500.00
550-452-5030	PERSONNEL TRAINING FEE JP 2	0.00	0.00	100.00	0.00	0.00	0.00	0.00
550-452-5034	JP2 STATE TRAFFIC FINE 2	38,240.22	31,795.76	45,000.00	35,926.09	39,146.00	40,000.00	40,000.00
550-452-5035	JP2 WARRANT FEE- PEACE OFFI...	5,000.84	6,036.88	5,000.00	5,194.86	6,213.00	6,000.00	6,000.00
550-452-5037	JP2 STATE CONSOLIDATED CT ...	80,730.47	77,075.35	90,000.00	85,548.15	93,561.00	90,000.00	90,000.00
550-452-6000	HOUSE BILL 1294	145.00	0.00	0.00	0.00	0.00	0.00	0.00
550-452-6006	JP2 INDIGENT SYSTEM JAN22	558.00	570.00	600.00	642.00	770.00	600.00	600.00
550-452-6011	JP2 E-FILE SYSTEM JAN22	930.00	950.00	1,000.00	1,070.00	1,284.00	1,000.00	1,000.00
550-452-6020	JP2 JUDICIAL EDUCATION JAN22	465.00	475.00	500.00	535.00	635.00	550.00	550.00
550-453-0400	FUGITIVE APPREHENSION	0.00	0.00	0.00	5.00	0.00	0.00	0.00
550-453-0500	JV CRIME DELINQUENCY	0.00	0.00	0.00	0.25	0.00	0.00	0.00
550-453-0600	TIME PAYMENT	409.88	160.17	500.00	179.78	213.00	200.00	200.00
550-453-0700	CONSOLIDATED COURT COSTS	10,810.90	9,929.00	13,000.00	7,365.50	8,702.00	10,000.00	10,000.00
550-453-0900	FTA STATE OMNI	3,328.09	2,355.48	4,100.00	1,979.09	2,886.00	2,500.00	2,500.00

FY 25-26 Approved Budget Report

For Fiscal: 2024-2025 Period Ending: 08/31/2025

		2022-2023	2023-2024	2024-2025	2024-2025	2024-2025	2025-2026	2025-2026
		Total Activity	Total Activity	Total Budget	YTD Activity	PROJECTED	REQUESTED	PROPOSED
550-453-3000	JUDICIAL EDUCATION	0.00	0.00	0.00	2.00	0.00	0.00	0.00
550-453-4000	VICTIMS OF CRIME	0.00	0.00	0.00	15.00	0.00	0.00	0.00
550-453-5000	DPS ARREST FEES	5,005.35	3,715.56	6,000.00	5,202.08	6,022.00	6,000.00	6,000.00
550-453-5004	PARKS & WILDLIFE ARREST FEES	45.00	15.00	50.00	15.00	15.00	50.00	50.00
550-453-5005	TX PARKS & WILDLIFE - DIRECT	1,610.75	307.70	2,000.00	574.60	688.00	1,000.00	1,000.00
550-453-5006	TABC STATE FEES	0.00	0.00	200.00	0.00	0.00	0.00	0.00
550-453-5009	SUBTITLE C FEES	1,566.30	1,351.98	2,000.00	1,244.99	1,500.00	1,500.00	1,500.00
550-453-5013	JP3 (JRF) JURY REIMB FEE	795.09	654.40	1,000.00	583.20	700.00	700.00	700.00
550-453-5015	SIFS JUDICIAL SUPPORT FEE (JS)	1,073.17	887.23	1,400.00	788.31	930.00	900.00	900.00
550-453-5016	IDF (INDIGENT DEFENSE FUND ...	395.57	327.21	500.00	291.56	345.00	500.00	500.00
550-453-5023	CIVIL JUSTICE DATA REPOSITORY	5.43	4.91	7.00	4.25	5.00	7.00	7.00
550-453-5027	E - FILING FEE	0.00	0.00	300.00	0.00	0.00	0.00	0.00
550-453-5028	TRUANCY PREVENTION & DIVE...	322.97	230.19	450.00	245.27	300.00	300.00	300.00
550-453-5030	PERSONNEL TRAINING FEE JP 3	0.00	0.00	200.00	0.00	0.00	0.00	0.00
550-453-5034	JP3 STATE TRAFFIC FINE 2	33,078.32	26,250.65	35,000.00	27,214.62	31,393.00	35,000.00	35,000.00
550-453-5035	JP3 WARRANT FEE- PEACE OFFI...	300.00	200.00	500.00	100.00	120.00	200.00	200.00
550-453-5037	JP3 STATE CONSOLIDATED CT ...	110,969.55	99,390.68	100,000.00	122,023.59	141,913.00	130,000.00	130,000.00
550-453-6006	JP3 INDIGENT SERVICES JAN22	1,770.00	1,524.00	1,500.00	1,542.00	1,743.00	1,500.00	1,500.00
550-453-6011	JP3 E-FILE SYSTEM JAN22	2,950.00	2,540.00	3,000.00	2,634.00	2,980.00	3,000.00	3,000.00
550-453-6020	JP3 JUDICIAL EDUCATION JAN22	1,475.00	1,270.00	1,000.00	1,305.00	1,476.00	1,000.00	1,000.00
550-454-0300	WEIGHTS & MEASURES	125.00	1,375.00	200.00	0.00	0.00	200.00	200.00
550-454-0600	TIME PAYMENT	315.28	99.33	500.00	256.39	306.00	500.00	500.00
550-454-0700	CONSOLIDATED COURT COSTS	7,357.26	7,155.23	10,000.00	4,654.60	5,637.00	5,000.00	5,000.00
550-454-0900	FTA STATE OMNI	1,169.32	1,020.00	1,500.00	569.25	681.00	700.00	700.00
550-454-5000	DPS ARREST FEES	1,749.20	2,429.74	2,100.00	1,887.65	2,256.00	2,100.00	2,100.00
550-454-5004	PARKS & WILDLIFE ARREST FEES	15.00	35.00	10.00	30.00	30.00	30.00	30.00
550-454-5005	TX PARKS & WILDLIFE - DIRECT	674.90	1,143.25	500.00	990.25	1,100.00	1,000.00	1,000.00
550-454-5008	INDIGENT FEES	0.00	0.00	200.00	0.00	0.00	0.00	0.00
550-454-5009	SUBTITLE C FEES	2,278.64	1,644.07	2,600.00	980.10	1,150.00	1,400.00	1,400.00
550-454-5013	JP4 (JRF) JURY REIMB FEE	637.40	503.33	800.00	383.25	457.00	500.00	500.00
550-454-5015	SIFS JUDICIAL SUPPORT FEE (JS)	860.45	679.50	1,200.00	517.39	615.00	700.00	700.00
550-454-5016	IDF (INDIGENT DEFENSE FUND ...	318.71	251.68	500.00	191.63	230.00	300.00	300.00

FY 25-26 Approved Budget Report

For Fiscal: 2024-2025 Period Ending: 08/31/2025

		2022-2023	2023-2024	2024-2025	2024-2025	2024-2025	2025-2026	2025-2026
		Total Activity	Total Activity	Total Budget	YTD Activity	PROJECTED	REQUESTED	PROPOSED
550-454-5023	CIVIL JUSTICE DATA REPOSITORY	7.77	5.72	10.00	4.23	5.00	10.00	10.00
550-454-5027	E - FILING FEE	0.00	0.00	500.00	0.00	0.00	0.00	0.00
550-454-5028	TRUANCY PREVENTION & DIVE...	307.79	249.68	500.00	191.64	230.00	300.00	300.00
550-454-5030	PERSONNEL TRAINING FEE JP 4	0.00	0.00	200.00	0.00	0.00	0.00	0.00
550-454-5034	JP4 STATE TRAFFIC FINE 2	17,861.14	17,589.02	19,500.00	12,193.62	14,560.00	15,000.00	15,000.00
550-454-5035	JP4 WARRANT FEE- PEACE OFFI...	1,968.85	3,240.65	2,000.00	1,581.71	1,897.00	2,000.00	2,000.00
550-454-5037	JP4 STATE CONSOLIDATED CT ...	47,193.50	47,934.34	45,000.00	37,432.70	44,249.00	45,000.00	45,000.00
550-454-6006	JP4 INDIGENT SERVICES JAN22	1,608.00	2,046.00	1,500.00	1,872.00	2,246.00	2,000.00	2,000.00
550-454-6011	JP4 E-FILE SYSTEM JAN22	2,680.00	3,411.00	3,000.00	3,120.00	3,720.00	3,500.00	3,500.00
550-454-6020	JP4 JUDICIAL EDUCATION JAN22	1,340.00	1,705.00	1,500.00	1,560.00	1,870.00	1,800.00	1,800.00
550-995-5010	SEXUAL ASSAULT/SUBSTANCE ...	590.00	535.00	610.00	1,075.00	1,152.00	1,000.00	1,000.00
550-995-5020	BAIL BOND FEE	16,515.00	20,370.00	18,000.00	21,810.00	25,092.00	25,000.00	25,000.00

FY 25-26 Approved Budget Report

For Fiscal: 2024-2025 Period Ending: 08/31/2025

		2022-2023	2023-2024	2024-2025	2024-2025	2024-2025	2025-2026	2025-2026
		Total Activity	Total Activity	Total Budget	YTD Activity	PROJECTED	REQUESTED	PROPOSED
Department: 690 - CRIMINAL JUSTICE PLANNING								
550-690-4900	PAYMENTS TO COMPTROLLER	799,679.89	778,756.96	831,261.00	603,203.03	831,261.00	854,862.00	854,862.00
550-690-5500	3RD COURT OF APPEALS FEES	0.00	0.00	0.00	0.00	0.00	0.00	0.00
550-690-6000	SERVICE CHARGES	64,270.83	59,797.60	60,000.00	34,163.76	69,000.00	60,000.00	60,000.00
550-690-6001	INTEREST EARNED	5,807.80	9,714.17	1,500.00	2,719.55	3,259.00	2,000.00	2,000.00
550-690-6002	DUE TO CITY OF BASTROP	5.24	0.06	0.00	9.30	10.00	0.00	0.00
550-690-6003	DUE TO CITY OF ELGIN	0.00	3.15	0.00	1.55	2.00	0.00	0.00
550-690-6004	DUE TO CITY OF SMITHVILLE	0.00	0.76	0.00	5.51	6.00	0.00	0.00
550-690-6006	TEX PARKS & WILDLIFE	14,674.00	13,678.80	15,000.00	8,452.25	12,145.00	15,000.00	15,000.00
Department: 690 - CRIMINAL JUSTICE PLANNING Total:		884,437.76	861,951.50	907,761.00	648,554.95	915,683.00	931,862.00	931,862.00
Total Revenues		884,123.26	861,618.10	907,761.00	847,110.14	950,506.50	931,862.00	931,862.00
Total Expenses		884,437.76	861,951.50	907,761.00	648,554.95	915,683.00	931,862.00	931,862.00
Report Surplus (Deficit):		-314.50	-333.40	0.00	198,555.19	34,823.50	0.00	0.00



Bastrop County, TX

FY 25-26 Approved Budget Report

Account Summary

For Fiscal: 2024-2025 Period Ending: 08/31/2025

		2022-2023	2023-2024	2024-2025	2024-2025	2024-2025	2025-2026	2025-2026
		Total Activity	Total Activity	Total Budget	YTD Activity	PROJECTED	REQUESTED	PROPOSED
600-361-0000	SALES	412,243.23	380,788.88	432,500.00	0.00	0.00	432,500.00	432,500.00
600-361-1000	INTEREST	30,713.41	37,755.89	30,000.00	0.00	0.00	30,000.00	30,000.00
600-390-2000	CASH ON HAND	0.00	0.00	0.00	0.00	0.00	0.00	0.00

FY 25-26 Approved Budget Report

For Fiscal: 2024-2025 Period Ending: 08/31/2025

		2022-2023	2023-2024	2024-2025	2024-2025	2024-2025	2025-2026	2025-2026
		Total Activity	Total Activity	Total Budget	YTD Activity	PROJECTED	REQUESTED	PROPOSED
Department: 562 - COUNTY JAIL								
600-562-3105	COMM. SUPPLIES	256,872.73	281,652.24	340,000.00	32,318.18	33,000.00	340,000.00	340,000.00
600-562-3210	EDUCATION SERVICES	0.00	1,917.52	1,500.00	0.00	0.00	1,500.00	1,500.00
600-562-3212	LAW LIBRARY	4,420.00	2,380.00	8,000.00	0.00	0.00	8,000.00	8,000.00
600-562-4100	PROFESSIONAL SERVICES	31,578.85	45,162.60	40,000.00	0.00	0.00	40,000.00	40,000.00
600-562-4109	SALES TAX EXP	4,201.27	4,008.43	10,000.00	0.00	0.00	10,000.00	10,000.00
600-562-5750	MACHINERY & EQUIP	-11,641.60	50,116.46	40,000.00	0.00	0.00	40,000.00	40,000.00
600-562-5900	CAPITAL ASSET	21,642.75	73,418.60	23,000.00	24,511.20	25,000.00	23,000.00	23,000.00
Department: 562 - COUNTY JAIL Total:		307,074.00	458,655.85	462,500.00	56,829.38	58,000.00	462,500.00	462,500.00
Total Revenues		442,956.64	418,544.77	462,500.00	0.00	0.00	462,500.00	462,500.00
Total Expenses		307,074.00	458,655.85	462,500.00	56,829.38	58,000.00	462,500.00	462,500.00
Report Surplus (Deficit):		135,882.64	-40,111.08	0.00	-56,829.38	-58,000.00	0.00	0.00



Bastrop County, TX

FY 25-26 Approved Budget Report

Account Summary

For Fiscal: 2024-2025 Period Ending: 08/31/2025

[606-361-1000](#)

INTEREST INCOME

[606-370-1000](#)

FORFEITED PROPERTY

	2022-2023	2023-2024	2024-2025	2024-2025	2024-2025	2025-2026	2025-2026
	Total Activity	Total Activity	Total Budget	YTD Activity	PROJECTED	REQUESTED	PROPOSED
INTEREST INCOME	10,832.34	12,925.59	1,100.00	7,109.63	6,500.00	1,100.00	1,100.00
FORFEITED PROPERTY	2,804.75	14,207.00	2,000.00	51,393.00	52,000.00	2,000.00	2,000.00

FY 25-26 Approved Budget Report

For Fiscal: 2024-2025 Period Ending: 08/31/2025

	2022-2023 Total Activity	2023-2024 Total Activity	2024-2025 Total Budget	2024-2025 YTD Activity	2024-2025 PROJECTED	2025-2026 REQUESTED	2025-2026 PROPOSED
Department: 475 - DISTRICT ATTORNEY							
606-475-4100 Pymts to Cooperating Agencies	0.00	0.00	100.00	0.00	0.00	100.00	100.00
606-475-4999 Miscellaneous	0.00	0.00	2,000.00	0.00	0.00	2,000.00	2,000.00
606-475-5750 Equipment	0.00	0.00	1,000.00	0.00	0.00	1,000.00	1,000.00
Department: 475 - DISTRICT ATTORNEY Total:	0.00	0.00	3,100.00	0.00	0.00	3,100.00	3,100.00
Total Revenues	13,637.09	27,132.59	3,100.00	58,502.63	58,500.00	3,100.00	3,100.00
Total Expenses	0.00	0.00	3,100.00	0.00	0.00	3,100.00	3,100.00
Report Surplus (Deficit):	13,637.09	27,132.59	0.00	58,502.63	58,500.00	0.00	0.00



Bastrop County, TX

FY 25-26 Approved Budget Report

Account Summary

For Fiscal: 2024-2025 Period Ending: 08/31/2025

[609-361-0000](#)

FEES

[609-361-1000](#)

INTEREST INCOME

	2022-2023	2023-2024	2024-2025	2024-2025	2024-2025	2025-2026	2025-2026
	Total Activity	Total Activity	Total Budget	YTD Activity	PROJECTED	REQUESTED	PROPOSED
	151,037.94	270,528.37	112,100.00	261,992.85	33,055.00	112,100.00	112,100.00
	2,844.48	13,008.59	8,400.00	15,783.14	17,700.00	8,400.00	8,400.00

FY 25-26 Approved Budget Report

For Fiscal: 2024-2025 Period Ending: 08/31/2025

	2022-2023 Total Activity	2023-2024 Total Activity	2024-2025 Total Budget	2024-2025 YTD Activity	2024-2025 PROJECTED	2025-2026 REQUESTED	2025-2026 PROPOSED
Department: 560 - LAW ENFORCEMENT							
609-560-3319 BLDG. MAINTENANCE	0.00	0.00	55,000.00	48,864.57	48,865.00	55,000.00	55,000.00
609-560-3320 MAINTENANCE SUPPLIES	31.99	0.00	15,000.00	0.00	0.00	15,000.00	15,000.00
609-560-4212 COMMUNICATION CARDS	23,294.00	21,825.16	50,500.00	47,941.29	43,540.00	50,500.00	50,500.00
Department: 560 - LAW ENFORCEMENT Total:	23,325.99	21,825.16	120,500.00	96,805.86	92,405.00	120,500.00	120,500.00
Total Revenues	153,882.42	283,536.96	120,500.00	277,775.99	50,755.00	120,500.00	120,500.00
Total Expenses	23,325.99	21,825.16	120,500.00	96,805.86	92,405.00	120,500.00	120,500.00
Report Surplus (Deficit):	130,556.43	261,711.80	0.00	180,970.13	-41,650.00	0.00	0.00



Bastrop County, TX

FY 25-26 Approved Budget Report

Account Summary

For Fiscal: 2024-2025 Period Ending: 08/31/2025

	2022-2023	2023-2024	2024-2025	2024-2025	2024-2025	2025-2026	2025-2026
	Total Activity	Total Activity	Total Budget	YTD Activity	PROJECTED	REQUESTED	PROPOSED
610-361-0100 STATE FORFEITURE REV	101,018.28	81,408.73	64,000.00	0.00	0.00	64,000.00	64,000.00
610-361-0200 FED. FORFEITURE REV	52,519.39	74,376.30	30,000.00	0.00	0.00	30,000.00	30,000.00
610-361-1000 INTEREST-FED FUNDS	18,175.75	26,618.66	15,000.00	0.00	0.00	15,000.00	15,000.00

FY 25-26 Approved Budget Report

For Fiscal: 2024-2025 Period Ending: 08/31/2025

		2022-2023	2023-2024	2024-2025	2024-2025	2024-2025	2025-2026	2025-2026
		Total Activity	Total Activity	Total Budget	YTD Activity	PROJECTED	REQUESTED	PROPOSED
Department: 560 - LAW ENFORCEMENT								
610-560-3110	FED - AWARDS/RECOGNITION	1,257.12	0.00	1,000.00	0.00	0.00	1,000.00	1,000.00
610-560-3200	FED - LAW ENFORC. SUPPLIES	0.00	0.00	10,000.00	0.00	0.00	10,000.00	10,000.00
610-560-4235	FED - TRAINING/TRAVEL	1,795.00	200.00	4,000.00	2,273.62	2,300.00	4,000.00	4,000.00
610-560-4999	FED - MISCELLANEOUS	25,926.44	4,500.00	19,000.00	2,516.00	2,600.00	19,000.00	19,000.00
610-560-5750	FED - EQUIPMENT	0.00	8,553.49	23,000.00	0.00	0.00	23,000.00	23,000.00
610-560-5900	CAPITAL ASSET	0.00	15,877.60	0.00	0.00	0.00	0.00	0.00
Department: 560 - LAW ENFORCEMENT Total:		28,978.56	29,131.09	57,000.00	4,789.62	4,900.00	57,000.00	57,000.00

FY 25-26 Approved Budget Report

For Fiscal: 2024-2025 Period Ending: 08/31/2025

	2022-2023 Total Activity	2023-2024 Total Activity	2024-2025 Total Budget	2024-2025 YTD Activity	2024-2025 PROJECTED	2025-2026 REQUESTED	2025-2026 PROPOSED
Department: 561 - COURTHOUSE SECURITY							
610-561-3110 STATE - AWARDS/RECOGNITION	1,224.80	357.00	1,000.00	0.00	0.00	1,000.00	1,000.00
610-561-3200 STATE - LAW ENFORC. SUPPLIES	0.00	0.00	10,000.00	0.00	0.00	10,000.00	10,000.00
610-561-3250 STATE - BUY MONEY	0.00	0.00	5,000.00	0.00	0.00	5,000.00	5,000.00
610-561-4235 STATE - TRAINING/TRAVEL	1,385.00	200.00	4,000.00	0.00	0.00	4,000.00	4,000.00
610-561-4999 STATE - MISCELLANEOUS	4,930.00	7,020.17	2,000.00	0.00	0.00	2,000.00	2,000.00
610-561-5750 STATE - EQUIPMENT	50,192.15	5,628.27	30,000.00	0.00	0.00	30,000.00	30,000.00
Department: 561 - COURTHOUSE SECURITY Total:	57,731.95	13,205.44	52,000.00	0.00	0.00	52,000.00	52,000.00
Total Revenues	171,713.42	182,403.69	109,000.00	0.00	0.00	109,000.00	109,000.00
Total Expenses	86,710.51	42,336.53	109,000.00	4,789.62	4,900.00	109,000.00	109,000.00
Report Surplus (Deficit):	85,002.91	140,067.16	0.00	-4,789.62	-4,900.00	0.00	0.00



Bastrop County, TX

FY 25-26 Approved Budget Report

Account Summary

For Fiscal: 2024-2025 Period Ending: 08/31/2025

[620-333-4182](#)

SB22 DA OFFICE GRANT

[620-361-1000](#)

SB22 DA OFFICE GRANT INTERE...

	Total Activity	2023-2024 Total Activity	2024-2025 Total Budget	2024-2025 YTD Activity	2024-2025 PROJECTED	2025-2026 REQUESTED	2025-2026 PROPOSED
	0.00	250,311.18	275,000.00	275,000.00	275,000.00	275,000.00	275,000.00
	0.00	5,133.19	0.00	6,728.54	6,500.00	0.00	0.00

FY 25-26 Approved Budget Report

For Fiscal: 2024-2025 Period Ending: 08/31/2025

	Total Activity	2023-2024 Total Activity	2024-2025 Total Budget	2024-2025 YTD Activity	2024-2025 PROJECTED	2025-2026 REQUESTED	2025-2026 PROPOSED
Department: 410 - GRANTS							
620-410-1105	DEPUTIES/ASSISTANTS SALARIES	0.00	214,052.93	230,000.00	192,021.03	230,000.00	230,000.00
620-410-2000	FRINGE BENEFITS	0.00	0.00	45,000.00	0.00	45,000.00	45,000.00
620-410-2010	FICA	0.00	16,213.36	0.00	14,324.54	0.00	0.00
620-410-2020	RETIREMENT	0.00	25,177.99	0.00	22,575.95	0.00	0.00
620-410-2060	UNEMPLOYMENT INSURANCE	0.00	0.09	0.00	0.14	0.00	0.00
Department: 410 - GRANTS Total:		0.00	255,444.37	275,000.00	228,921.66	275,000.00	275,000.00
Total Revenues		0.00	255,444.37	275,000.00	281,728.54	275,000.00	275,000.00
Total Expenses		0.00	255,444.37	275,000.00	228,921.66	275,000.00	275,000.00
Report Surplus (Deficit):		0.00	0.00	0.00	52,806.88	0.00	0.00



Bastrop County, TX

FY 25-26 Approved Budget Report

Account Summary

For Fiscal: 2024-2025 Period Ending: 08/31/2025

[621-333-4182](#)

SB22 LAW ENFORCEMENT GR...

[621-361-1000](#)

SB22 LAW ENFORCEMENT GR...

	Total Activity	2023-2024 Total Activity	2024-2025 Total Budget	2024-2025 YTD Activity	2024-2025 PROJECTED	2025-2026 REQUESTED	2025-2026 PROPOSED
	0.00	479,997.50	500,000.00	500,000.00	500,000.00	500,000.00	500,000.00
	0.00	12,583.89	0.00	14,708.34	15,000.00	0.00	0.00

FY 25-26 Approved Budget Report

For Fiscal: 2024-2025 Period Ending: 08/31/2025

	Total Activity	2023-2024 Total Activity	2024-2025 Total Budget	2024-2025 YTD Activity	2024-2025 PROJECTED	2025-2026 REQUESTED	2025-2026 PROPOSED	
Department: 410 - GRANTS								
621-410-3106	POLICE EQUIPMENT	0.00	55,535.12	50,000.00	0.00	0.00	500,000.00	500,000.00
621-410-3107	POLICE TASERS	0.00	280,656.00	0.00	0.00	0.00	0.00	0.00
621-410-3108	POLICE ARMOR	0.00	10,505.47	0.00	0.00	0.00	0.00	0.00
621-410-5700	PURCHASE OF VEHICLES	0.00	145,884.80	450,000.00	49,797.00	50,000.00	0.00	0.00
621-410-5900	CAPITAL ASSETS	0.00	0.00	0.00	99,562.26	100,000.00	0.00	0.00
Department: 410 - GRANTS Total:		0.00	492,581.39	500,000.00	149,359.26	150,000.00	500,000.00	500,000.00
Total Revenues		0.00	492,581.39	500,000.00	514,708.34	515,000.00	500,000.00	500,000.00
Total Expenses		0.00	492,581.39	500,000.00	149,359.26	150,000.00	500,000.00	500,000.00
Report Surplus (Deficit):		0.00	0.00	0.00	365,349.08	365,000.00	0.00	0.00



Bastrop County, TX

FY 25-26 Approved Budget Report

Account Summary

For Fiscal: 2024-2025 Period Ending: 08/31/2025

	2022-2023	2023-2024	2024-2025	2024-2025	2024-2025	2025-2026	2025-2026
	Total Activity	Total Activity	Total Budget	YTD Activity	PROJECTED	REQUESTED	PROPOSED
630-335-0000 TX SEC OF STATE - CHAPTER 19	0.00	13,889.19	0.00	4,874.14	4,874.14	0.00	0.00
630-341-1000 RENTAL FEES	76,289.79	64,825.91	30,000.00	62,361.58	62,361.58	30,000.00	30,000.00
630-341-1015 ADMIN FEES	15,574.46	18,738.53	20,000.00	14,579.67	14,579.67	20,000.00	20,000.00
630-361-0000 INTEREST	10,215.30	15,011.55	2,000.00	9,992.90	8,611.32	2,000.00	2,000.00
630-390-2000 CASH ON HAND	0.00	0.00	85,700.00	0.00	0.00	85,700.00	85,700.00

FY 25-26 Approved Budget Report

For Fiscal: 2024-2025 Period Ending: 08/31/2025

	2022-2023 Total Activity	2023-2024 Total Activity	2024-2025 Total Budget	2024-2025 YTD Activity	2024-2025 PROJECTED	2025-2026 REQUESTED	2025-2026 PROPOSED
Department: 690 - CRIMINAL JUSTICE PLANNING							
630-690-3550 OPERATING SUPPLIES/EQUIPM...	26,565.38	109,654.92	137,700.00	25,767.14	25,767.14	137,700.00	137,700.00
Department: 690 - CRIMINAL JUSTICE PLANNING Total:	26,565.38	109,654.92	137,700.00	25,767.14	25,767.14	137,700.00	137,700.00
Total Revenues	102,079.55	112,465.18	137,700.00	91,808.29	90,426.71	137,700.00	137,700.00
Total Expenses	26,565.38	109,654.92	137,700.00	25,767.14	25,767.14	137,700.00	137,700.00
Report Surplus (Deficit):	75,514.17	2,810.26	0.00	66,041.15	64,659.57	0.00	0.00

2025 Tax Rate Calculation Worksheet

Taxing Units Other Than School Districts or Water Districts

Form 50-856

BASTROP COUNTY

Taxing Unit Name

804 Pecan Street, Bastrop, TX, 78602

Taxing Unit's Address, City, State, ZIP Code

(512) 332-7201

Phone (area code and number)

www.co.bastrop.tx.us

Taxing Unit's Website Address

GENERAL INFORMATION: Tax Code Section 26.04(c) requires an officer or employee designated by the governing body to calculate the no-new-revenue (NNR) tax rate and voter-approval tax rate for the taxing unit. These tax rates are expressed in dollars per \$100 of taxable value calculated. The calculation process starts after the chief appraiser delivers to the taxing unit the certified appraisal roll and the estimated values of properties under protest. The designated officer or employee shall certify that the officer or employee has accurately calculated the tax rates and used values shown for the certified appraisal roll or certified estimate. The officer or employee submits the rates to the governing body by Aug. 7 or as soon thereafter as practicable.

School districts do not use this form, but instead use Comptroller Form 50-859 *Tax Rate Calculation Worksheet, School District without Chapter 313 Agreements* or Comptroller Form 50-884 *Tax Rate Calculation Worksheet, School District with Chapter 313 Agreements*.

Water districts as defined under Water Code Section 49.001(1) do not use this form, but instead use Comptroller Form 50-858 *Water District Voter-Approval Tax Rate Worksheet for Low Tax Rate and Developing Districts* or Comptroller Form 50-860 *Developed Water District Voter-Approval Tax Rate Worksheet*.

The Comptroller's office provides this worksheet to assist taxing units in determining tax rates. The information provided in this worksheet is offered as technical assistance and not legal advice. Taxing units should consult legal counsel for interpretations of law regarding tax rate preparation and adoption.

SECTION 1: No-New-Revenue Tax Rate

The NNR tax rate enables the public to evaluate the relationship between taxes for the prior year and for the current year based on a tax rate that would produce the same amount of taxes (no new taxes) if applied to the same properties that are taxed in both years. When appraisal values increase, the NNR tax rate should decrease.

The NNR tax rate for a county is the sum of the NNR tax rates calculated for each type of tax the county levies.

While uncommon, it is possible for a taxing unit to provide an exemption for only maintenance and operations taxes. In this case, the taxing unit will need to calculate the NNR tax rate separately for the maintenance and operations tax and the debt tax, then add the two components together.

Line	No-New-Revenue Tax Rate Worksheet	Amount/Rate
1.	Prior year total taxable value. Enter the amount of the prior year taxable value on the prior year tax roll today. Include any adjustments since last year's certification; exclude Tax Code Section 25.25(d) one-fourth and one-third over-appraisal corrections from these adjustments. Exclude any property value subject to an appeal under Chapter 42 as of July 25 (will add undisputed value in Line 6). This total includes the taxable value of homesteads with tax ceilings (will deduct in Line 2) and the captured value for tax increment financing (adjustment is made by deducting TIF taxes, as reflected in Line 17). ¹	\$ 15,269,757,629
2.	Prior year tax ceilings. Counties, cities and junior college districts. Enter the prior year total taxable value of homesteads with tax ceilings. These include the homesteads of homeowners age 65 or older or disabled. Other taxing units enter 0. If your taxing unit adopted the tax ceiling provision last year or a prior year for homeowners age 65 or older or disabled, use this step. ²	\$ 2,271,364,841
3.	Preliminary prior year adjusted taxable value. Subtract Line 2 from Line 1.	\$ 12,998,392,788
4.	Prior year total adopted tax rate.	\$ 0.32796 /\$100
5.	Prior year taxable value lost because court appeals of ARB decisions reduced the prior year's appraised value.	
	A. Original prior year ARB values:.....	\$ 55,703,258
	B. Prior year values resulting from final court decisions:.....	- \$ 47,272,964
	C. Prior year value loss. Subtract B from A. ³	\$ 8,430,294
6.	Prior year taxable value subject to an appeal under Chapter 42, as of July 25.	
	A. Prior year ARB certified value:	\$ 44,136,393
	B. Prior year disputed value:.....	- \$ 18,720,127
	C. Prior year undisputed value. Subtract B from A. ⁴	\$ 25,416,266
7.	Prior year Chapter 42 related adjusted values. Add Line 5C and Line 6C.	\$ 33,846,560

¹ Tex. Tax Code §26.012(14)

² Tex. Tax Code §26.012(14)

³ Tex. Tax Code §26.012(13)

⁴ Tex. Tax Code §26.012(13)

Line	No-New-Revenue Tax Rate Worksheet	Amount/Rate
8.	Prior year taxable value, adjusted for actual and potential court-ordered adjustments. Add Line 3 and Line 7.	\$ 13,032,239,348
9.	Prior year taxable value of property in territory the taxing unit deannexed after Jan. 1, 2024. Enter the prior year value of property in deannexed territory. ⁵	\$ 0
10.	<p>Prior year taxable value lost because property first qualified for an exemption in the current year. If the taxing unit increased an original exemption, use the difference between the original exempted amount and the increased exempted amount. Do not include value lost due to freeport, goods-in-transit, temporary disaster exemptions. Note that lowering the amount or percentage of an existing exemption in the current year does not create a new exemption or reduce taxable value.</p> <p>A. Absolute exemptions. Use prior year market value: \$ 14,278,742</p> <p>B. Partial exemptions. Current year exemption amount or current year percentage exemption times prior year value: + \$ 29,265,225</p> <p>C. Value loss. Add A and B. ⁶</p>	\$ 43,543,967
11.	<p>Prior year taxable value lost because property first qualified for agricultural appraisal (1-d or 1-d-1), timber appraisal, recreational/scenic appraisal or public access airport special appraisal in the current year. Use only properties that qualified for the first time in the current year; do not use properties that qualified in the prior year.</p> <p>A. Prior year market value:..... \$ 14,824,437</p> <p>B. Current year productivity or special appraised value:..... - \$ 90,462</p> <p>C. Value loss. Subtract B from A. ⁷</p>	\$ 14,733,975
12.	Total adjustments for lost value. Add Lines 9, 10C and 11C.	\$ 58,277,942
13.	Prior year captured value of property in a TIF. Enter the total value of the prior year captured appraised value of property taxable by a taxing unit in a tax increment financing zone for which the prior year taxes were deposited into the tax increment fund. ⁸ If the taxing unit has no captured appraised value in line 18D, enter 0.	\$ 0
14.	Prior year total value. Subtract Line 12 and Line 13 from Line 8.	\$ 12,973,961,406
15.	Adjusted prior year total levy. Multiply Line 4 by Line 14 and divide by \$100.	\$ 42,549,403
16.	Taxes refunded for years preceding the prior tax year. Enter the amount of taxes refunded by the taxing unit for tax years preceding the prior tax year. Types of refunds include court decisions, Tax Code Section 25.25(b) and (c) corrections and Tax Code Section 31.11 payment errors. Do not include refunds for the prior tax year. This line applies only to tax years preceding the prior tax year. ⁹	\$ 153,979
17.	Adjusted prior year levy with refunds and TIF adjustment. Add Lines 15 and 16. ¹⁰	\$ 42,703,382
18.	<p>Total current year taxable value on the current year certified appraisal roll today. This value includes only certified values or certified estimate of values and includes the total taxable value of homesteads with tax ceilings (will deduct in Line 20). These homesteads include homeowners age 65 or older or disabled. ¹¹</p> <p>A. Certified values:..... \$ 15,226,929,091</p> <p>B. Counties: Include railroad rolling stock values certified by the Comptroller's office: + \$ 15,069,530</p> <p>C. Pollution control and energy storage system exemption: Deduct the value of property exempted for the current tax year for the first time as pollution control or energy storage system property:..... - \$ 0</p> <p>D. Tax increment financing: Deduct the current year captured appraised value of property taxable by a taxing unit in a tax increment financing zone for which the current year taxes will be deposited into the tax increment fund. Do not include any new property value that will be included in Line 23 below. ¹² - \$ 0</p> <p>E. Total current year value. Add A and B, then subtract C and D.</p>	\$ 15,241,998,621

⁵ Tex. Tax Code §26.012(15)
⁶ Tex. Tax Code §26.012(15)
⁷ Tex. Tax Code §26.012(15)
⁸ Tex. Tax Code §26.03(c)
⁹ Tex. Tax Code §26.012(13)
¹⁰ Tex. Tax Code §26.012(13)
¹¹ Tex. Tax Code §26.012, 26.04(c-2)
¹² Tex. Tax Code §26.03(c)

Line	No-New-Revenue Tax Rate Worksheet	Amount/Rate
19.	<p>Total value of properties under protest or not included on certified appraisal roll. ¹³</p> <p>A. Current year taxable value of properties under protest. The chief appraiser certifies a list of properties still under ARB protest. The list shows the appraisal district's value and the taxpayer's claimed value, if any, or an estimate of the value if the taxpayer wins. For each of the properties under protest, use the lowest of these values. Enter the total value under protest. ¹⁴ \$ <u>615,257,031</u></p> <p>B. Current year value of properties not under protest or included on certified appraisal roll. The chief appraiser gives taxing units a list of those taxable properties that the chief appraiser knows about but are not included in the appraisal roll certification. These properties also are not on the list of properties that are still under protest. On this list of properties, the chief appraiser includes the market value, appraised value and exemptions for the preceding year and a reasonable estimate of the market value, appraised value and exemptions for the current year. Use the lower market, appraised or taxable value (as appropriate). Enter the total value of property not on the certified roll. ¹⁵ + \$ <u>0</u></p> <p>C. Total value under protest or not certified. Add A and B. \$ <u>615,257,031</u></p>	
20.	Current year tax ceilings. Counties, cities and junior colleges enter current year total taxable value of homesteads with tax ceilings. These include the homesteads of homeowners age 65 or older or disabled. Other taxing units enter 0. If your taxing unit adopted the tax ceiling provision in the prior year or a previous year for homeowners age 65 or older or disabled, use this step. ¹⁶	\$ <u>2,382,756,645</u>
21.	Current year total taxable value. Add Lines 18E and 19C. Subtract Line 20. ¹⁷	\$ <u>13,474,499,007</u>
22.	Total current year taxable value of properties in territory annexed after Jan. 1, of the prior year. Include both real and personal property. Enter the current year value of property in territory annexed. ¹⁸	\$ <u>0</u>
23.	Total current year taxable value of new improvements and new personal property located in new improvements. New means the item was not on the appraisal roll in the prior year. An improvement is a building, structure, fixture or fence erected on or affixed to land. New additions to existing improvements may be included if the appraised value can be determined. New personal property in a new improvement must have been brought into the taxing unit after Jan. 1, of the prior year and be located in a new improvement. New improvements do include property on which a tax abatement agreement has expired for the current year. ¹⁹	\$ <u>387,276,755</u>
24.	Total adjustments to the current year taxable value. Add Lines 22 and 23.	\$ <u>387,276,755</u>
25.	Adjusted current year taxable value. Subtract Line 24 from Line 21.	\$ <u>13,087,222,252</u>
26.	Current year NNR tax rate. Divide Line 17 by Line 25 and multiply by \$100. ²⁰	\$ <u>0.32629</u> /\$100
27.	COUNTIES ONLY. Add together the NNR tax rates for each type of tax the county levies. The total is the current year county NNR tax rate. ²¹	\$ <u>0.40151</u> /\$100

SECTION 2: Voter-Approval Tax Rate

The voter-approval tax rate is the highest tax rate that a taxing unit may adopt without holding an election to seek voter approval of the rate. The voter-approval tax rate is split into two separate rates:

- Maintenance and Operations (M&O) Tax Rate:** The M&O portion is the tax rate that is needed to raise the same amount of taxes that the taxing unit levied in the prior year plus the applicable percentage allowed by law. This rate accounts for such things as salaries, utilities and day-to-day operations.
- Debt Rate:** The debt rate includes the debt service necessary to pay the taxing unit's debt payments in the coming year. This rate accounts for principal and interest on bonds and other debt secured by property tax revenue.

The voter-approval tax rate for a county is the sum of the voter-approval tax rates calculated for each type of tax the county levies. In most cases the voter-approval tax rate exceeds the no-new-revenue tax rate, but occasionally decreases in a taxing unit's debt service will cause the NNR tax rate to be higher than the voter-approval tax rate.

Line	Voter-Approval Tax Rate Worksheet	Amount/Rate
28.	Prior year M&O tax rate. Enter the prior year M&O tax rate.	\$ <u>0.28332</u> /\$100
29.	Prior year taxable value, adjusted for actual and potential court-ordered adjustments. Enter the amount in Line 8 of the <i>No-New-Revenue Tax Rate Worksheet</i> .	\$ <u>13,032,239,348</u>

¹³ Tex. Tax Code §26.01(c) and (d)
¹⁴ Tex. Tax Code §26.01(c)
¹⁵ Tex. Tax Code §26.01(d)
¹⁶ Tex. Tax Code §26.012(6)(B)
¹⁷ Tex. Tax Code §26.012(6)
¹⁸ Tex. Tax Code §26.012(17)
¹⁹ Tex. Tax Code §26.012(17)
²⁰ Tex. Tax Code §26.04(c)
²¹ Tex. Tax Code §26.04(d)

Line	Voter-Approval Tax Rate Worksheet	Amount/Rate
30.	Total prior year M&O levy. Multiply Line 28 by Line 29 and divide by \$100	\$ 36,922,940
31.	Adjusted prior year levy for calculating NNR M&O rate.	
	<p>A. M&O taxes refunded for years preceding the prior tax year. Enter the amount of M&O taxes refunded in the preceding year for taxes before that year. Types of refunds include court decisions, Tax Code Section 25.25(b) and (c) corrections and Tax Code Section 31.11 payment errors. Do not include refunds for tax year 2024. This line applies only to tax years preceding the prior tax year..... + \$ 133,676</p> <p>_____ + \$ 133,676</p>	
	<p>B. Prior year taxes in TIF. Enter the amount of taxes paid into the tax increment fund for a reinvestment zone as agreed by the taxing unit. If the taxing unit has no current year captured appraised value in Line 18D, enter 0..... 0</p> <p>_____ - \$ _____</p>	
	<p>C. Prior year transferred function. If discontinuing all of a department, function or activity and transferring it to another taxing unit by written contract, enter the amount spent by the taxing unit discontinuing the function in the 12 months preceding the month of this calculation. If the taxing unit did not operate this function for this 12-month period, use the amount spent in the last full fiscal year in which the taxing unit operated the function. The taxing unit discontinuing the function will subtract this amount in D below. The taxing unit receiving the function will add this amount in D below. Other taxing units enter 0. 0</p> <p>_____ +/- \$ _____</p>	
	<p>D. Prior year M&O levy adjustments. Subtract B from A. For taxing unit with C, subtract if discontinuing function and add if receiving function..... 133,676</p> <p>_____ \$ _____</p>	\$ 37,056,616
	E. Add Line 30 to 31D.	
32.	Adjusted current year taxable value. Enter the amount in Line 25 of the <i>No-New-Revenue Tax Rate Worksheet</i> .	\$ 13,087,222,252
33.	Current year NNR M&O rate (unadjusted). Divide Line 31E by Line 32 and multiply by \$100.	\$ 0.28315 /\$100
34.	Rate adjustment for state criminal justice mandate. ²³	
	<p>A. Current year state criminal justice mandate. Enter the amount spent by a county in the previous 12 months providing for the maintenance and operation cost of keeping inmates in county-paid facilities after they have been sentenced. Do not include any state reimbursement received by the county for the same purpose. \$ 287,555</p> <p>_____ \$ 287,555</p>	
	<p>B. Prior year state criminal justice mandate. Enter the amount spent by a county in the 12 months prior to the previous 12 months providing for the maintenance and operation cost of keeping inmates in county-paid facilities after they have been sentenced. Do not include any state reimbursement received by the county for the same purpose. Enter zero if this is the first time the mandate applies..... - \$ 456,960</p> <p>_____ - \$ 456,960</p>	
	<p>C. Subtract B from A and divide by Line 32 and multiply by \$100..... \$ 0.00000 /\$100</p> <p>_____ \$ 0.00000 /\$100</p>	
	D. Enter the rate calculated in C. If not applicable, enter 0.	\$ 0.00000 /\$100
35.	Rate adjustment for indigent health care expenditures. ²⁴	
	<p>A. Current year indigent health care expenditures. Enter the amount paid by a taxing unit providing for the maintenance and operation cost of providing indigent health care for the period beginning on July 1, of the prior tax year and ending on June 30, of the current tax year, less any state assistance received for the same purpose. \$ 599,382</p> <p>_____ \$ 599,382</p>	
	<p>B. Prior year indigent health care expenditures. Enter the amount paid by a taxing unit providing for the maintenance and operation cost of providing indigent health care for the period beginning on July 1, 2023 and ending on June 30, 2024, less any state assistance received for the same purpose..... - \$ 603,977</p> <p>_____ - \$ 603,977</p>	
	<p>C. Subtract B from A and divide by Line 32 and multiply by \$100..... \$ 0.00000 /\$100</p> <p>_____ \$ 0.00000 /\$100</p>	
	D. Enter the rate calculated in C. If not applicable, enter 0.	\$ 0.00000 /\$100

²³ [Reserved for expansion]

²³ Tex. Tax Code §26.044

²⁴ Tex. Tax Code §26.0441

Line	Voter-Approval Tax Rate Worksheet	Amount/Rate
36.	<p>Rate adjustment for county indigent defense compensation. ²⁵</p> <p>A. Current year indigent defense compensation expenditures. Enter the amount paid by a county to provide appointed counsel for indigent individuals and fund the operations of a public defender's office under Article 26.044, Code of Criminal Procedure for the period beginning on July 1, of the prior tax year and ending on June 30, of the current tax year, less any state grants received by the county for the same purpose.....</p> <p style="text-align: right;">\$ 1,655,477</p> <p>B. Prior year indigent defense compensation expenditures. Enter the amount paid by a county to provide appointed counsel for indigent individuals and fund the operations of a public defender's office under Article 26.044, Code of Criminal Procedure for the period beginning on July 1, 2023 and ending on June 30, 2024, less any state grants received by the county for the same purpose.....</p> <p style="text-align: right;">\$ 1,534,879</p> <p>C. Subtract B from A and divide by Line 32 and multiply by \$100.....</p> <p style="text-align: right;">\$ 0.00092 /\$100</p> <p>D. Multiply B by 0.05 and divide by Line 32 and multiply by \$100.....</p> <p style="text-align: right;">\$ 0.00058 /\$100</p> <p>E. Enter the lesser of C and D. If not applicable, enter 0.</p>	\$ 0.00058 /\$100
37.	<p>Rate adjustment for county hospital expenditures. ²⁶</p> <p>A. Current year eligible county hospital expenditures. Enter the amount paid by the county or municipality to maintain and operate an eligible county hospital for the period beginning on July 1, of the prior tax year and ending on June 30, of the current tax year.....</p> <p style="text-align: right;">\$ 0</p> <p>B. Prior year eligible county hospital expenditures. Enter the amount paid by the county or municipality to maintain and operate an eligible county hospital for the period beginning on July 1, 2022 and ending on June 30, 2023.</p> <p style="text-align: right;">\$ 0</p> <p>C. Subtract B from A and divide by Line 32 and multiply by \$100.....</p> <p style="text-align: right;">\$ 0.00000 /\$100</p> <p>D. Multiply B by 0.08 and divide by Line 32 and multiply by \$100.....</p> <p style="text-align: right;">\$ 0.00000 /\$100</p> <p>E. Enter the lesser of C and D, if applicable. If not applicable, enter 0.</p>	\$ 0.00000 /\$100
38.	<p>Rate adjustment for defunding municipality. This adjustment only applies to a municipality that is considered to be a defunding municipality for the current tax year under Chapter 109, Local Government Code. Chapter 109, Local Government Code only applies to municipalities with a population of more than 250,000 and includes a written determination by the Office of the Governor. See Tax Code Section 26.0444 for more information.</p> <p>A. Amount appropriated for public safety in the prior year. Enter the amount of money appropriated for public safety in the budget adopted by the municipality for the preceding fiscal year</p> <p style="text-align: right;">\$ 0</p> <p>B. Expenditures for public safety in the prior year. Enter the amount of money spent by the municipality for public safety during the preceding fiscal year</p> <p style="text-align: right;">\$ 0</p> <p>C. Subtract B from A and divide by Line 32 and multiply by \$100</p> <p style="text-align: right;">\$ 0.00000 /\$100</p> <p>D. Enter the rate calculated in C. If not applicable, enter 0.</p>	\$ 0.00000 /\$100
39.	<p>Adjusted current year NNR M&O rate. Add Lines 33, 34D, 35D, 36E, and 37E. Subtract Line 38D.</p>	\$ 0.28373 /\$100
40.	<p>Adjustment for prior year sales tax specifically to reduce property taxes. Cities, counties and hospital districts that collected and spent additional sales tax on M&O expenses in the prior year should complete this line. These entities will deduct the sales tax gain rate for the current year in Section 3. Other taxing units, enter zero.</p> <p>A. Enter the amount of additional sales tax collected and spent on M&O expenses in the prior year, if any. Counties must exclude any amount that was spent for economic development grants from the amount of sales tax spent</p> <p style="text-align: right;">\$ 9,202,591</p> <p>B. Divide Line 40A by Line 32 and multiply by \$100</p> <p style="text-align: right;">\$ 0.07031 /\$100</p> <p>C. Add Line 40B to Line 39.</p>	\$ 0.35404 /\$100
41.	<p>Current year voter-approval M&O rate. Enter the rate as calculated by the appropriate scenario below.</p> <p>Special Taxing Unit. If the taxing unit qualifies as a special taxing unit, multiply Line 40C by 1.08.</p> <p>- or -</p> <p>Other Taxing Unit. If the taxing unit does not qualify as a special taxing unit, multiply Line 40C by 1.035.</p>	\$ 0.36643 /\$100

²⁵ Tex. Tax Code §26.0442
²⁶ Tex. Tax Code §26.0443

Line	Voter-Approval Tax Rate Worksheet	Amount/Rate
<p>D41. Disaster Line 41 (D41): Current year voter-approval M&O rate for taxing unit affected by disaster declaration. If the taxing unit is located in an area declared a disaster area and at least one person is granted an exemption under Tax Code Section 11.35 for property located in the taxing unit, the governing body may direct the person calculating the voter-approval tax rate to calculate in the manner provided for a special taxing unit. The taxing unit shall continue to calculate the voter-approval tax rate in this manner until the earlier of</p> <p>1) the first year in which total taxable value on the certified appraisal roll exceeds the total taxable value of the tax year in which the disaster occurred, or</p> <p>2) the third tax year after the tax year in which the disaster occurred</p> <p>If the taxing unit qualifies under this scenario, multiply Line 40C by 1.08. ²⁷ If the taxing unit does not qualify, do not complete Disaster Line 41 (Line D41).</p>		<p>\$ _____ /\$100</p>
<p>42. Total current year debt to be paid with property taxes and additional sales tax revenue. Debt means the interest and principal that will be paid on debts that:</p> <p>(1) are paid by property taxes,</p> <p>(2) are secured by property taxes,</p> <p>(3) are scheduled for payment over a period longer than one year, and</p> <p>(4) are not classified in the taxing unit's budget as M&O expenses.</p> <p>A. Debt also includes contractual payments to other taxing units that have incurred debts on behalf of this taxing unit, if those debts meet the four conditions above. Include only amounts that will be paid from property tax revenue. Do not include appraisal district budget payments. If the governing body of a taxing unit authorized or agreed to authorize a bond, warrant, certificate of obligation, or other evidence of indebtedness on or after Sept. 1, 2021, verify if it meets the amended definition of debt before including it here. ²⁸</p> <p>Enter debt amount \$ <u>6,517,537</u></p> <p>B. Subtract unencumbered fund amount used to reduce total debt. - \$ <u>500,000</u></p> <p>C. Subtract certified amount spent from sales tax to reduce debt (enter zero if none) - \$ <u>0</u></p> <p>D. Subtract amount paid from other resources - \$ <u>0</u></p> <p>E. Adjusted debt. Subtract B, C and D from A. \$ <u>6,017,537</u></p>		<p>\$ <u>6,017,537</u></p>
<p>43. Certified prior year excess debt collections. Enter the amount certified by the collector. ²⁹</p>		<p>\$ <u>9,217</u></p>
<p>44. Adjusted current year debt. Subtract Line 43 from Line 42E.</p>		<p>\$ <u>6,008,320</u></p>
<p>45. Current year anticipated collection rate.</p> <p>A. Enter the current year anticipated collection rate certified by the collector. ³⁰ <u>102.00</u> %</p> <p>B. Enter the prior year actual collection rate <u>102.00</u> %</p> <p>C. Enter the 2023 actual collection rate <u>102.00</u> %</p> <p>D. Enter the 2022 actual collection rate <u>104.00</u> %</p> <p>E. If the anticipated collection rate in A is lower than actual collection rates in B, C and D, enter the lowest collection rate from B, C and D. If the anticipated rate in A is higher than at least one of the rates in the prior three years, enter the rate from A. Note that the rate can be greater than 100%. ³¹</p>		<p><u>102.00</u> %</p>
<p>46. Current year debt adjusted for collections. Divide Line 44 by Line 45E.</p>		<p>\$ <u>5,890,509</u></p>
<p>47. Current year total taxable value. Enter the amount on Line 21 of the <i>No-New-Revenue Tax Rate Worksheet</i>.</p>		<p>\$ <u>13,474,499,007</u></p>
<p>48. Current year debt rate. Divide Line 46 by Line 47 and multiply by \$100.</p>		<p>\$ <u>0.04371</u> /\$100</p>
<p>49. Current year voter-approval M&O rate plus current year debt rate. Add Lines 41 and 48.</p>		<p>\$ <u>0.41014</u> /\$100</p>
<p>D49. Disaster Line 49 (D49): Current year voter-approval tax rate for taxing unit affected by disaster declaration. Complete this line if the taxing unit calculated the voter-approval tax rate in the manner provided for a special taxing unit on Line D41. Add Line D41 and 48.</p>		<p>\$ _____ /\$100</p>

²⁷ Tex. Tax Code §26.042(a)
²⁸ Tex. Tax Code §26.012(7)
²⁹ Tex. Tax Code §26.012(10) and 26.04(b)
³⁰ Tex. Tax Code §26.04(b)
³¹ Tex. Tax Code §526.04(h), (h-1) and (h-2)

Line	Voter-Approval Tax Rate Worksheet	Amount/Rate
50.	COUNTIES ONLY. Add together the voter-approval tax rates for each type of tax the county levies. The total is the current year county voter-approval tax rate.	\$ 0.48835 /\$100

SECTION 3: NNR Tax Rate and Voter-Approval Tax Rate Adjustments for Additional Sales Tax to Reduce Property Taxes

Cities, counties and hospital districts may levy a sales tax specifically to reduce property taxes. Local voters by election must approve imposing or abolishing the additional sales tax. If approved, the taxing unit must reduce its NNR and voter-approval tax rates to offset the expected sales tax revenue.

This section should only be completed by a county, city or hospital district that is required to adjust its NNR tax rate and/or voter-approval tax rate because it adopted the additional sales tax.

Line	Additional Sales and Use Tax Worksheet	Amount/Rate
51.	Taxable Sales. For taxing units that adopted the sales tax in November of the prior tax year or May of the current tax year, enter the Comptroller's estimate of taxable sales for the previous four quarters. ³² Estimates of taxable sales may be obtained through the Comptroller's Allocation Historical Summary webpage. Taxing units that adopted the sales tax before November of the prior year, enter 0.	\$ 0
52.	Estimated sales tax revenue. Counties exclude any amount that is or will be spent for economic development grants from the amount of estimated sales tax revenue. ³³ Taxing units that adopted the sales tax in November of the prior tax year or in May of the current tax year. Multiply the amount on Line 51 by the sales tax rate (.01, .005 or .0025, as applicable) and multiply the result by .95. ³⁴ - or - Taxing units that adopted the sales tax before November of the prior year. Enter the sales tax revenue for the previous four quarters. Do not multiply by .95.	\$ 9,202,591
53.	Current year total taxable value. Enter the amount from Line 21 of the <i>No-New-Revenue Tax Rate Worksheet</i> .	\$ 13,474,499,007
54.	Sales tax adjustment rate. Divide Line 52 by Line 53 and multiply by \$100.	\$ 0.06829 /\$100
55.	Current year NNR tax rate, unadjusted for sales tax. ³⁵ Enter the rate from Line 26 or 27, as applicable, on the <i>No-New-Revenue Tax Rate Worksheet</i> .	\$ 0.40151 /\$100
56.	Current year NNR tax rate, adjusted for sales tax. Taxing units that adopted the sales tax in November the prior tax year or in May of the current tax year. Subtract Line 54 from Line 55. Skip to Line 57 if you adopted the additional sales tax before November of the prior tax year.	\$ _____ /\$100
57.	Current year voter-approval tax rate, unadjusted for sales tax. ³⁶ Enter the rate from Line 49, Line D49 (disaster) or Line 50 (counties) as applicable, of the <i>Voter-Approval Tax Rate Worksheet</i> .	\$ 0.48835 /\$100
58.	Current year voter-approval tax rate, adjusted for sales tax. Subtract Line 54 from Line 57.	\$ 0.42006 /\$100

SECTION 4: Voter-Approval Tax Rate Adjustment for Pollution Control

A taxing unit may raise its rate for M&O funds used to pay for a facility, device or method for the control of air, water or land pollution. This includes any land, structure, building, installation, excavation, machinery, equipment or device that is used, constructed, acquired or installed wholly or partly to meet or exceed pollution control requirements. The taxing unit's expenses are those necessary to meet the requirements of a permit issued by the Texas Commission on Environmental Quality (TCEQ). The taxing unit must provide the tax assessor with a copy of the TCEQ letter of determination that states the portion of the cost of the installation for pollution control.

This section should only be completed by a taxing unit that uses M&O funds to pay for a facility, device or method for the control of air, water or land pollution.

Line	Voter-Approval Rate Adjustment for Pollution Control Requirements Worksheet	Amount/Rate
59.	Certified expenses from the Texas Commission on Environmental Quality (TCEQ). Enter the amount certified in the determination letter from TCEQ. ³⁷ The taxing unit shall provide its tax assessor-collector with a copy of the letter. ³⁸	\$ _____
60.	Current year total taxable value. Enter the amount from Line 21 of the <i>No-New-Revenue Tax Rate Worksheet</i> .	\$ _____
61.	Additional rate for pollution control. Divide Line 59 by Line 60 and multiply by \$100.	\$ _____ /\$100

³² Tex. Tax Code §26.041(d)
³³ Tex. Tax Code §26.041(i)
³⁴ Tex. Tax Code §26.041(d)
³⁵ Tex. Tax Code §26.04(c)
³⁶ Tex. Tax Code §26.04(c)
³⁷ Tex. Tax Code §26.045(d)
³⁸ Tex. Tax Code §26.045(i)

Line	Voter-Approval Rate Adjustment for Pollution Control Requirements Worksheet	Amount/Rate
62.	Current year voter-approval tax rate, adjusted for pollution control. Add Line 61 to one of the following lines (as applicable): Line 49, Line D49 (disaster), Line 50 (counties) or Line 58 (taxing units with the additional sales tax).	\$ _____ /\$100

SECTION 5: Voter-Approval Tax Rate Adjustment for Unused Increment Rate

The unused increment rate is the rate equal to the sum of the prior 3 years Foregone Revenue Amounts divided by the current taxable value.³⁹ The Foregone Revenue Amount for each year is equal to that year's adopted tax rate subtracted from that year's voter-approval tax rate adjusted to remove the unused increment rate multiplied by that year's current total value.⁴⁰

The difference between the adopted tax rate and adjusted voter-approval tax rate is considered zero in the following scenarios:

- a tax year in which a taxing unit affected by a disaster declaration calculates the tax rate under Tax Code Section 26.042;⁴¹
- a tax year in which the municipality is a defunding municipality, as defined by Tax Code Section 26.0501(a);⁴² or
- after Jan. 1, 2022, a tax year in which the comptroller determines that the county implemented a budget reduction or reallocation described by Local Government Code Section 120.002(a) without the required voter approval.⁴³

This section should only be completed by a taxing unit that does not meet the definition of a special taxing unit.⁴⁴

Line	Unused Increment Rate Worksheet	Amount/Rate
63.	Year 3 Foregone Revenue Amount. Subtract the 2024 unused increment rate and 2024 actual tax rate from the 2024 voter-approval tax rate. Multiply the result by the 2024 current total value	
	A. Voter-approval tax rate (Line 67).....	\$ 0.41152 /\$100
	B. Unused increment rate (Line 66).....	\$ 0.00002 /\$100
	C. Subtract B from A.....	\$ 0.41150 /\$100
	D. Adopted Tax Rate.....	\$ 0.40275 /\$100
	E. Subtract D from C.....	\$ 0.00875 /\$100
	F. 2024 Total Taxable Value (Line 60).....	\$ 13,176,934,668
	G. Multiply E by F and divide the results by \$100. If the number is less than zero, enter zero.....	\$ 1,152,981
64.	Year 2 Foregone Revenue Amount. Subtract the 2023 unused increment rate and 2023 actual tax rate from the 2023 voter-approval tax rate. Multiply the result by the 2023 current total value	
	A. Voter-approval tax rate (Line 67).....	\$ 0.32149 /\$100
	B. Unused increment rate (Line 66).....	\$ 0.00000 /\$100
	C. Subtract B from A.....	\$ 0.32149 /\$100
	D. Adopted Tax Rate.....	\$ 0.32149 /\$100
	E. Subtract D from C.....	\$ 0.00000 /\$100
	F. 2023 Total Taxable Value (Line 60).....	\$ 12,015,830,076
	G. Multiply E by F and divide the results by \$100. If the number is less than zero, enter zero.....	\$ 0
65.	Year 1 Foregone Revenue Amount. Subtract the 2022 unused increment rate and 2022 actual tax rate from the 2022 voter-approval tax rate. Multiply the result by the 2022 current total value	
	A. Voter-approval tax rate (Line 67).....	\$ 0.32942 /\$100
	B. Unused increment rate (Line 66).....	\$ 0.00004 /\$100
	C. Subtract B from A.....	\$ 0.32938 /\$100
	D. Adopted Tax Rate.....	\$ 0.32940 /\$100
	E. Subtract D from C.....	\$ -0.00002 /\$100
	F. 2022 Total Taxable Value (Line 60).....	\$ 10,685,558,467
	G. Multiply E by F and divide the results by \$100. If the number is less than zero, enter zero.....	\$ 0
66.	Total Foregone Revenue Amount. Add Lines 63G, 64G and 65G	\$ 1,152,981.0000
67.	2025 Unused Increment Rate. Divide Line 66 by Line 21 of the No-New-Revenue Rate Worksheet. Multiply the result by 100	\$ 0.00864 /\$100
68.	Total 2025 voter-approval tax rate, including the unused increment rate. Add Line 67 to one of the following lines (as applicable): Line 49, Line 50 (counties), Line 58 (taxing units with additional sales tax) or Line 62 (taxing units with pollution)	\$ 0.42870 /\$100

³⁹ Tex. Tax Code §26.013(b)
⁴⁰ Tex. Tax Code §26.013(a)(1-a), (1-b), and (2)
⁴¹ Tex. Tax Code §526.04(c)(2)(A) and 26.042(a)
⁴² Tex. Tax Code §526.0501(a) and (c)
⁴³ Tex. Local Gov't Code §120.007(d)
⁴⁴ Tex. Local Gov't Code §120.007(d)

SECTION 6: De Minimis Rate

The de minimis rate is the rate equal to the sum of the no-new-revenue maintenance and operations rate, the rate that will raise \$500,000, and the current debt rate for a taxing unit.⁴⁴ This section should only be completed by a taxing unit that is a municipality of less than 30,000 or a taxing unit that does not meet the definition of a special taxing unit.⁴⁵

Line	De Minimis Rate Worksheet	Amount/Rate
69.	Adjusted current year NNR M&O tax rate. Enter the rate from Line 39 of the <i>Voter-Approval Tax Rate Worksheet</i> .	0.35930
70.	Current year total taxable value. Enter the amount on Line 21 of the <i>No-New-Revenue Tax Rate Worksheet</i> .	\$ 13,474,499,007
71.	Rate necessary to impose \$500,000 in taxes. Divide \$500,000 by Line 70 and multiply by \$100.	\$ 0.00371 /\$100
72.	Current year debt rate. Enter the rate from Line 48 of the <i>Voter-Approval Tax Rate Worksheet</i> .	\$ 0.04371 /\$100
73.	De minimis rate. Add Lines 69, 71 and 72.	\$ 0.40672 /\$100

SECTION 7: Voter-Approval Tax Rate Adjustment for Emergency Revenue Rate

In the tax year after the end of the disaster calculation time period detailed in Tax Code Section 26.042(a), a taxing unit that calculated its voter-approval tax rate in the manner provided for a special taxing unit due to a disaster must calculate its emergency revenue rate and reduce its voter-approval tax rate for that year.⁴⁶

Similarly, if a taxing unit adopted a tax rate that exceeded its voter-approval tax rate, calculated normally, without holding an election to respond to a disaster, as allowed by Tax Code Section 26.042(d), in the prior year, it must also reduce its voter-approval tax rate for the current tax year.⁴⁹

This section will apply to a taxing unit other than a special taxing unit that:

- directed the designated officer or employee to calculate the voter-approval tax rate of the taxing unit in the manner provided for a special taxing unit in the prior year; and
- the current year is the first tax year in which the total taxable value of property taxable by the taxing unit as shown on the appraisal roll for the taxing unit submitted by the assessor for the taxing unit to the governing body exceeds the total taxable value of property taxable by the taxing unit on January 1 of the tax year in which the disaster occurred or the disaster occurred four years ago. This section will apply to a taxing unit in a disaster area that adopted a tax rate greater than its voter-approval tax rate without holding an election in the prior year.

Note: This section does not apply if a taxing unit is continuing to calculate its voter-approval tax rate in the manner provided for a special taxing unit because it is still within the disaster calculation time period detailed in Tax Code Section 26.042(a) because it has not met the conditions in Tax Code Section 26.042(a)(1) or (2).

Line	Emergency Revenue Rate Worksheet	Amount/Rate
74.	2024 adopted tax rate. Enter the rate in Line 4 of the <i>No-New-Revenue Tax Rate Worksheet</i> .	\$ _____ /\$100
75.	Adjusted 2024 voter-approval tax rate. Use the taxing unit's Tax Rate Calculation Worksheets from the prior year(s) to complete this line. If a disaster occurred in 2024 and the taxing unit calculated its 2024 voter-approval tax rate using a multiplier of 1.08 on Disaster Line 41 (D41) of the 2024 worksheet due to a disaster, complete the applicable sections or lines of <i>Form 50-856-a, Adjusted Voter-Approval Tax Rate for Taxing Units in Disaster Area Calculation Worksheet</i> . - or - If a disaster occurred prior to 2024 for which the taxing unit continued to calculate its voter-approval tax rate using a multiplier of 1.08 on Disaster Line 41 (D41) in 2024, complete form 50-856-a, <i>Adjusted Voter-Approval Tax Rate for Taxing Units in Disaster Area Calculation Worksheet</i> to recalculate the voter-approval tax rate the taxing unit would have calculated in 2024 if it had generated revenue based on an adopted tax rate using a multiplier of 1.035 in the years following the disaster. ⁵⁰ Enter the final adjusted 2024 voter-approval tax rate from the worksheet. - or - If the taxing unit adopted a tax rate above the 2024 voter-approval tax rate without calculating a disaster tax rate or holding an election due to a disaster, no recalculation is necessary. Enter the voter-approval tax rate from the prior year's worksheet.	\$ _____ /\$100
76.	Increase in 2024 tax rate due to disaster. Subtract Line 75 from Line 74.	\$ _____ /\$100
77.	Adjusted 2024 taxable value. Enter the amount in Line 14 of the <i>No-New-Revenue Tax Rate Worksheet</i> .	\$ _____
78.	Emergency revenue. Multiply Line 76 by Line 77 and divide by \$100.	\$ _____
79.	Adjusted 2024 taxable value. Enter the amount in Line 25 of the <i>No-New-Revenue Tax Rate Worksheet</i> .	\$ _____
80.	Emergency revenue rate. Divide Line 78 by Line 79 and multiply by \$100. ⁵¹	\$ _____ /\$100

⁴⁴ Tex. Tax Code §26.04(c)(2)(B)

⁴⁵ Tex. Tax Code §26.012(8-a)

⁴⁶ Tex. Tax Code §26.063(a)(1)

⁴⁷ Tex. Tax Code §26.042(b)

⁴⁸ Tex. Tax Code §26.042(f)

⁴⁹ Tex. Tax Code §526.42(c)

⁵⁰ Tex. Tax Code §526.42(b)

Line	Emergency Revenue Rate Worksheet	Amount/Rate
81.	Current year voter-approval tax rate, adjusted for emergency revenue. Subtract Line 80 from one of the following lines (as applicable): Line 49, Line D49 (disaster), Line 50 (counties), Line 58 (taxing units with the additional sales tax), Line 62 (taxing units with pollution control) or Line 68 (taxing units with the unused increment rate).	\$ _____/\$100

SECTION 8: Total Tax Rate

Indicate the applicable total tax rates as calculated above.

No-new-revenue tax rate. \$ 0.40151 /\$100

As applicable, enter the current year NNR tax rate from: Line 26, Line 27 (counties), or Line 56 (adjusted for sales tax).

Indicate the line number used: 27

Voter-approval tax rate. \$ 0.42870 /\$100

As applicable, enter the current year voter-approval tax rate from: Line 49, Line D49 (disaster), Line 50 (counties), Line 58 (adjusted for sales tax), Line 62 (adjusted for pollution control), Line 68 (adjusted for unused increment), or Line 81 (adjusted for emergency revenue).

Indicate the line number used: 68

De minimis rate. \$ 0.40672 /\$100

If applicable, enter the current year de minimis rate from Line 73.


SECTION 9: Taxing Unit Representative Name and Signature

Enter the name of the person preparing the tax rate as authorized by the governing body of the taxing unit. By signing below, you certify that you are the designated officer or employee of the taxing unit and have accurately calculated the tax rates using values that are the same as the values shown in the taxing unit's certified appraisal roll or certified estimate of taxable value, in accordance with requirements in the Tax Code.⁵²

print here →

Ellen Owens
Printed Name of Taxing Unit Representative

sign here →


Taxing Unit Representative

July 30, 2025
Date

⁵² Tex. Tax Code §§26.04(c-2) and (d-2)

2025 Tax Rate Calculation Worksheet

Taxing Units Other Than School Districts or Water Districts

Form 50-856

BASTROP COUNTY ROAD

Taxing Unit Name

804 Pecan Street, Bastrop, TX, 78602

Taxing Unit's Address, City, State, ZIP Code

(523) 332-7201

Phone (area code and number)

www.co.bastrop.tx.us

Taxing Unit's Website Address

GENERAL INFORMATION: Tax Code Section 26.04(c) requires an officer or employee designated by the governing body to calculate the no-new-revenue (NNR) tax rate and voter-approval tax rate for the taxing unit. These tax rates are expressed in dollars per \$100 of taxable value calculated. The calculation process starts after the chief appraiser delivers to the taxing unit the certified appraisal roll and the estimated values of properties under protest. The designated officer or employee shall certify that the officer or employee has accurately calculated the tax rates and used values shown for the certified appraisal roll or certified estimate. The officer or employee submits the rates to the governing body by Aug. 7 or as soon thereafter as practicable.

School districts do not use this form, but instead use Comptroller Form 50-859 *Tax Rate Calculation Worksheet, School District without Chapter 313 Agreements* or Comptroller Form 50-884 *Tax Rate Calculation Worksheet, School District with Chapter 313 Agreements*.

Water districts as defined under Water Code Section 49.001(1) do not use this form, but instead use Comptroller Form 50-858 *Water District Voter-Approval Tax Rate Worksheet for Low Tax Rate and Developing Districts* or Comptroller Form 50-860 *Developed Water District Voter-Approval Tax Rate Worksheet*.

The Comptroller's office provides this worksheet to assist taxing units in determining tax rates. The information provided in this worksheet is offered as technical assistance and not legal advice. Taxing units should consult legal counsel for interpretations of law regarding tax rate preparation and adoption.

SECTION 1: No-New-Revenue Tax Rate

The NNR tax rate enables the public to evaluate the relationship between taxes for the prior year and for the current year based on a tax rate that would produce the same amount of taxes (no new taxes) if applied to the same properties that are taxed in both years. When appraisal values increase, the NNR tax rate should decrease.

The NNR tax rate for a county is the sum of the NNR tax rates calculated for each type of tax the county levies.

While uncommon, it is possible for a taxing unit to provide an exemption for only maintenance and operations taxes. In this case, the taxing unit will need to calculate the NNR tax rate separately for the maintenance and operations tax and the debt tax, then add the two components together.

Line	No-New-Revenue Tax Rate Worksheet	Amount/Rate
1.	Prior year total taxable value. Enter the amount of the prior year taxable value on the prior year tax roll today. Include any adjustments since last year's certification; exclude Tax Code Section 25.25(d) one-fourth and one-third over-appraisal corrections from these adjustments. Exclude any property value subject to an appeal under Chapter 42 as of July 25 (will add undisputed value in Line 6). This total includes the taxable value of homesteads with tax ceilings (will deduct in Line 2) and the captured value for tax increment financing (adjustment is made by deducting TIF taxes, as reflected in Line 17). ¹	\$ 15,214,727,699
2.	Prior year tax ceilings. Counties, cities and junior college districts. Enter the prior year total taxable value of homesteads with tax ceilings. These include the homesteads of homeowners age 65 or older or disabled. Other taxing units enter 0. If your taxing unit adopted the tax ceiling provision last year or a prior year for homeowners age 65 or older or disabled, use this step. ²	\$ 2,267,944,951
3.	Preliminary prior year adjusted taxable value. Subtract Line 2 from Line 1.	\$ 12,946,782,748
4.	Prior year total adopted tax rate.	\$ 0.07479 /\$100
5.	Prior year taxable value lost because court appeals of ARB decisions reduced the prior year's appraised value.	
	A. Original prior year ARB values:..... \$ 55,703,258	
	B. Prior year values resulting from final court decisions:..... - \$ 47,272,964	
	C. Prior year value loss. Subtract B from A. ³	\$ 8,430,294
6.	Prior year taxable value subject to an appeal under Chapter 42, as of July 25.	
	A. Prior year ARB certified value:..... \$ 44,136,393	
	B. Prior year disputed value:..... - \$ 18,720,127	
	C. Prior year undisputed value. Subtract B from A. ⁴	\$ 25,416,266
7.	Prior year Chapter 42 related adjusted values. Add Line 5C and Line 6C.	\$ 33,846,560

¹ Tex. Tax Code §26.012(14)

² Tex. Tax Code §26.012(14)

³ Tex. Tax Code §26.012(13)

⁴ Tex. Tax Code §26.012(13)

Line	No-New-Revenue Tax Rate Worksheet	Amount/Rate
8.	Prior year taxable value, adjusted for actual and potential court-ordered adjustments. Add Line 3 and Line 7.	\$ 12,980,629,308
9.	Prior year taxable value of property in territory the taxing unit deannexed after Jan. 1, 2024. Enter the prior year value of property in deannexed territory. ⁵	\$ 0
10.	<p>Prior year taxable value lost because property first qualified for an exemption in the current year. If the taxing unit increased an original exemption, use the difference between the original exempted amount and the increased exempted amount. Do not include value lost due to freeport, goods-in-transit, temporary disaster exemptions. Note that lowering the amount or percentage of an existing exemption in the current year does not create a new exemption or reduce taxable value.</p> <p>A. Absolute exemptions. Use prior year market value: \$ 14,278,742</p> <p>B. Partial exemptions. Current year exemption amount or current year percentage exemption times prior year value: + \$ 31,212,616</p> <p>C. Value loss. Add A and B.⁶</p>	\$ 45,491,358
11.	<p>Prior year taxable value lost because property first qualified for agricultural appraisal (1-d or 1-d-1), timber appraisal, recreational/scenic appraisal or public access airport special appraisal in the current year. Use only properties that qualified for the first time in the current year; do not use properties that qualified in the prior year.</p> <p>A. Prior year market value:..... \$ 14,824,437</p> <p>B. Current year productivity or special appraised value:..... - \$ 90,462</p> <p>C. Value loss. Subtract B from A.⁷</p>	\$ 14,733,975
12.	Total adjustments for lost value. Add Lines 9, 10C and 11C.	\$ 60,225,333
13.	Prior year captured value of property in a TIF. Enter the total value of the prior year captured appraised value of property taxable by a taxing unit in a tax increment financing zone for which the prior year taxes were deposited into the tax increment fund. ⁸ If the taxing unit has no captured appraised value in line 18D, enter 0.	\$ 0
14.	Prior year total value. Subtract Line 12 and Line 13 from Line 8.	\$ 12,920,403,975
15.	Adjusted prior year total levy. Multiply Line 4 by Line 14 and divide by \$100.	\$ 9,663,170
16.	Taxes refunded for years preceding the prior tax year. Enter the amount of taxes refunded by the taxing unit for tax years preceding the prior tax year. Types of refunds include court decisions, Tax Code Section 25.25(b) and (c) corrections and Tax Code Section 31.11 payment errors. Do not include refunds for the prior tax year. This line applies only to tax years preceding the prior tax year. ⁹	\$ 35,433
17.	Adjusted prior year levy with refunds and TIF adjustment. Add Lines 15 and 16. ¹⁰	\$ 9,698,603
18.	<p>Total current year taxable value on the current year certified appraisal roll today. This value includes only certified values or certified estimate of values and includes the total taxable value of homesteads with tax ceilings (will deduct in Line 20). These homesteads include homeowners age 65 or older or disabled.¹¹</p> <p>A. Certified values: \$ 15,045,696,139</p> <p>B. Counties: Include railroad rolling stock values certified by the Comptroller's office: + \$ 0</p> <p>C. Pollution control and energy storage system exemption: Deduct the value of property exempted for the current tax year for the first time as pollution control or energy storage system property:..... - \$ 0</p> <p>D. Tax increment financing: Deduct the current year captured appraised value of property taxable by a taxing unit in a tax increment financing zone for which the current year taxes will be deposited into the tax increment fund. Do not include any new property value that will be included in Line 23 below.¹² - \$ 0</p> <p>E. Total current year value. Add A and B, then subtract C and D.</p>	\$ 15,045,696,139

⁵ Tex. Tax Code §26.012(15)

⁶ Tex. Tax Code §26.012(15)

⁷ Tex. Tax Code §26.012(15)

⁸ Tex. Tax Code §26.03(c)

⁹ Tex. Tax Code §26.012(13)

¹⁰ Tex. Tax Code §26.012(13)

¹¹ Tex. Tax Code §26.012, 26.04(c-2)

¹² Tex. Tax Code §26.03(c)

Line	No-New-Revenue Tax Rate Worksheet	Amount/Rate
19.	Total value of properties under protest or not included on certified appraisal roll. ¹³ A. Current year taxable value of properties under protest. The chief appraiser certifies a list of properties still under ARB protest. The list shows the appraisal district’s value and the taxpayer’s claimed value, if any, or an estimate of the value if the taxpayer wins. For each of the properties under protest, use the lowest of these values. Enter the total value under protest. ¹⁴ \$ <u>613,365,758</u> B. Current year value of properties not under protest or included on certified appraisal roll. The chief appraiser gives taxing units a list of those taxable properties that the chief appraiser knows about but are not included in the appraisal roll certification. These properties also are not on the list of properties that are still under protest. On this list of properties, the chief appraiser includes the market value, appraised value and exemptions for the preceding year and a reasonable estimate of the market value, appraised value and exemptions for the current year. Use the lower market, appraised or taxable value (as appropriate). Enter the total value of property not on the certified roll. ¹⁵ + \$ <u>0</u> C. Total value under protest or not certified. Add A and B.	\$ <u>613,365,758</u>
20.	Current year tax ceilings. Counties, cities and junior colleges enter current year total taxable value of homesteads with tax ceilings. These include the homesteads of homeowners age 65 or older or disabled. Other taxing units enter 0. If your taxing unit adopted the tax ceiling provision in the prior year or a previous year for homeowners age 65 or older or disabled, use this step. ¹⁶	\$ <u>2,379,573,060</u>
21.	Current year total taxable value. Add Lines 18E and 19C. Subtract Line 20. ¹⁷	\$ <u>13,279,488,837</u>
22.	Total current year taxable value of properties in territory annexed after Jan. 1, of the prior year. Include both real and personal property. Enter the current year value of property in territory annexed. ¹⁸	\$ <u>0</u>
23.	Total current year taxable value of new improvements and new personal property located in new improvements. New means the item was not on the appraisal roll in the prior year. An improvement is a building, structure, fixture or fence erected on or affixed to land. New additions to existing improvements may be included if the appraised value can be determined. New personal property in a new improvement must have been brought into the taxing unit after Jan. 1, of the prior year and be located in a new improvement. New improvements do include property on which a tax abatement agreement has expired for the current year. ¹⁹	\$ <u>387,246,044</u>
24.	Total adjustments to the current year taxable value. Add Lines 22 and 23.	\$ <u>387,246,044</u>
25.	Adjusted current year taxable value. Subtract Line 24 from Line 21.	\$ <u>12,892,242,793</u>
26.	Current year NNR tax rate. Divide Line 17 by Line 25 and multiply by \$100. ²⁰	\$ <u>0.07522</u> /\$100
27.	COUNTIES ONLY. Add together the NNR tax rates for each type of tax the county levies. The total is the current year county NNR tax rate. ²¹	\$ <u>0.07522</u> /\$100

SECTION 2: Voter-Approval Tax Rate

The voter-approval tax rate is the highest tax rate that a taxing unit may adopt without holding an election to seek voter approval of the rate. The voter-approval tax rate is split into two separate rates:

- Maintenance and Operations (M&O) Tax Rate:** The M&O portion is the tax rate that is needed to raise the same amount of taxes that the taxing unit levied in the prior year plus the applicable percentage allowed by law. This rate accounts for such things as salaries, utilities and day-to-day operations.
- Debt Rate:** The debt rate includes the debt service necessary to pay the taxing unit’s debt payments in the coming year. This rate accounts for principal and interest on bonds and other debt secured by property tax revenue.

The voter-approval tax rate for a county is the sum of the voter-approval tax rates calculated for each type of tax the county levies. In most cases the voter-approval tax rate exceeds the no-new-revenue tax rate, but occasionally decreases in a taxing unit’s debt service will cause the NNR tax rate to be higher than the voter-approval tax rate.

Line	Voter-Approval Tax Rate Worksheet	Amount/Rate
28.	Prior year M&O tax rate. Enter the prior year M&O tax rate.	\$ <u>0.07479</u> /\$100
29.	Prior year taxable value, adjusted for actual and potential court-ordered adjustments. Enter the amount in Line B of the <i>No-New-Revenue Tax Rate Worksheet</i> .	\$ <u>12,980,629,308</u>

¹³ Tex. Tax Code §26.01(c) and (d)
¹⁴ Tex. Tax Code §26.01(c)
¹⁵ Tex. Tax Code §26.01(d)
¹⁶ Tex. Tax Code §26.012(6)(B)
¹⁷ Tex. Tax Code §26.012(6)
¹⁸ Tex. Tax Code §26.012(17)
¹⁹ Tex. Tax Code §26.012(17)
²⁰ Tex. Tax Code §26.04(c)
²¹ Tex. Tax Code §26.04(d)

Line	Voter-Approval Tax Rate Worksheet	Amount/Rate
30.	Total prior year M&O levy. Multiply Line 28 by Line 29 and divide by \$100	\$ 9,708,212
31.	<p>Adjusted prior year levy for calculating NNR M&O rate.</p> <p>A. M&O taxes refunded for years preceding the prior tax year. Enter the amount of M&O taxes refunded in the preceding year for taxes before that year. Types of refunds include court decisions, Tax Code Section 25.25(b) and (c) corrections and Tax Code Section 31.11 payment errors. Do not include refunds for tax year 2024. This line applies only to tax years preceding the prior tax year. + \$ 35,433</p> <p>_____</p> <p>B. Prior year taxes in TIF. Enter the amount of taxes paid into the tax increment fund for a reinvestment zone as agreed by the taxing unit. If the taxing unit has no current year captured appraised value in Line 18D, enter 0. 0 - \$ _____</p> <p>C. Prior year transferred function. If discontinuing all of a department, function or activity and transferring it to another taxing unit by written contract, enter the amount spent by the taxing unit discontinuing the function in the 12 months preceding the month of this calculation. If the taxing unit did not operate this function for this 12-month period, use the amount spent in the last full fiscal year in which the taxing unit operated the function. The taxing unit discontinuing the function will subtract this amount in D below. The taxing unit receiving the function will add this amount in D below. Other taxing units enter 0. 0 +/- \$ _____</p> <p>D. Prior year M&O levy adjustments. Subtract B from A. For taxing unit with C, subtract if discontinuing function and add if receiving function. 35,433 \$ _____</p> <p>E. Add Line 30 to 31D.</p>	\$ 9,743,645
32.	Adjusted current year taxable value. Enter the amount in Line 25 of the <i>No-New-Revenue Tax Rate Worksheet</i> .	\$ 12,892,242,793
33.	Current year NNR M&O rate (unadjusted). Divide Line 31E by Line 32 and multiply by \$100.	\$ 0.07557 /\$100
34.	<p>Rate adjustment for state criminal justice mandate. ²³</p> <p>A. Current year state criminal justice mandate. Enter the amount spent by a county in the previous 12 months providing for the maintenance and operation cost of keeping inmates in county-paid facilities after they have been sentenced. Do not include any state reimbursement received by the county for the same purpose. \$ 0</p> <p>B. Prior year state criminal justice mandate. Enter the amount spent by a county in the 12 months prior to the previous 12 months providing for the maintenance and operation cost of keeping inmates in county-paid facilities after they have been sentenced. Do not include any state reimbursement received by the county for the same purpose. Enter zero if this is the first time the mandate applies. - \$ 0</p> <p>C. Subtract B from A and divide by Line 32 and multiply by \$100. \$ 0.00000 /\$100</p> <p>D. Enter the rate calculated in C. If not applicable, enter 0.</p>	\$ 0.00000 /\$100
35.	<p>Rate adjustment for indigent health care expenditures. ²⁴</p> <p>A. Current year indigent health care expenditures. Enter the amount paid by a taxing unit providing for the maintenance and operation cost of providing indigent health care for the period beginning on July 1, of the prior tax year and ending on June 30, of the current tax year, less any state assistance received for the same purpose. \$ 0</p> <p>B. Prior year indigent health care expenditures. Enter the amount paid by a taxing unit providing for the maintenance and operation cost of providing indigent health care for the period beginning on July 1, 2023 and ending on June 30, 2024, less any state assistance received for the same purpose. - \$ 0</p> <p>C. Subtract B from A and divide by Line 32 and multiply by \$100. \$ 0.00000 /\$100</p> <p>D. Enter the rate calculated in C. If not applicable, enter 0.</p>	\$ 0.00000 /\$100

²² [Reserved for expansion]
²³ Tex. Tax Code §26.044
²⁴ Tex. Tax Code §26.0441

Line	Voter-Approval Tax Rate Worksheet	Amount/Rate
36.	<p>Rate adjustment for county indigent defense compensation. ²⁵</p> <p>A. Current year indigent defense compensation expenditures. Enter the amount paid by a county to provide appointed counsel for indigent individuals and fund the operations of a public defender's office under Article 26.044, Code of Criminal Procedure for the period beginning on July 1, of the prior tax year and ending on June 30, of the current tax year, less any state grants received by the county for the same purpose..... \$ <u>0</u></p> <p>B. Prior year indigent defense compensation expenditures. Enter the amount paid by a county to provide appointed counsel for indigent individuals and fund the operations of a public defender's office under Article 26.044, Code of Criminal Procedure for the period beginning on July 1, 2023 and ending on June 30, 2024, less any state grants received by the county for the same purpose..... \$ <u>0</u></p> <p>C. Subtract B from A and divide by Line 32 and multiply by \$100..... \$ <u>0.00000</u> /\$100</p> <p>D. Multiply B by 0.05 and divide by Line 32 and multiply by \$100..... \$ <u>0.00000</u> /\$100</p> <p>E. Enter the lesser of C and D. If not applicable, enter 0.</p>	\$ <u>0.00000</u> /\$100
37.	<p>Rate adjustment for county hospital expenditures. ²⁶</p> <p>A. Current year eligible county hospital expenditures. Enter the amount paid by the county or municipality to maintain and operate an eligible county hospital for the period beginning on July 1, of the prior tax year and ending on June 30, of the current tax year..... \$ <u>0</u></p> <p>B. Prior year eligible county hospital expenditures. Enter the amount paid by the county or municipality to maintain and operate an eligible county hospital for the period beginning on July 1, 2022 and ending on June 30, 2023. \$ <u>0</u></p> <p>C. Subtract B from A and divide by Line 32 and multiply by \$100..... \$ <u>0.00000</u> /\$100</p> <p>D. Multiply B by 0.08 and divide by Line 32 and multiply by \$100..... \$ <u>0.00000</u> /\$100</p> <p>E. Enter the lesser of C and D, if applicable. If not applicable, enter 0.</p>	\$ <u>0.00000</u> /\$100
38.	<p>Rate adjustment for defunding municipality. This adjustment only applies to a municipality that is considered to be a defunding municipality for the current tax year under Chapter 109, Local Government Code. Chapter 109, Local Government Code only applies to municipalities with a population of more than 250,000 and includes a written determination by the Office of the Governor. See Tax Code Section 26.0444 for more information.</p> <p>A. Amount appropriated for public safety in the prior year. Enter the amount of money appropriated for public safety in the budget adopted by the municipality for the preceding fiscal year \$ <u>0</u></p> <p>B. Expenditures for public safety in the prior year. Enter the amount of money spent by the municipality for public safety during the preceding fiscal year \$ <u>0</u></p> <p>C. Subtract B from A and divide by Line 32 and multiply by \$100 \$ <u>0.00000</u> /\$100</p> <p>D. Enter the rate calculated in C. If not applicable, enter 0.</p>	\$ <u>0.00000</u> /\$100
39.	<p>Adjusted current year NNR M&O rate. Add Lines 33, 34D, 35D, 36E, and 37E. Subtract Line 38D.</p>	\$ <u>0.07557</u> /\$100
40.	<p>Adjustment for prior year sales tax specifically to reduce property taxes. Cities, counties and hospital districts that collected and spent additional sales tax on M&O expenses in the prior year should complete this line. These entities will deduct the sales tax gain rate for the current year in Section 3. Other taxing units, enter zero.</p> <p>A. Enter the amount of additional sales tax collected and spent on M&O expenses in the prior year, if any. Counties must exclude any amount that was spent for economic development grants from the amount of sales tax spent \$ <u>0</u></p> <p>B. Divide Line 40A by Line 32 and multiply by \$100 \$ <u>0.00000</u> /\$100</p> <p>C. Add Line 40B to Line 39.</p>	\$ <u>0.07557</u> /\$100
41.	<p>Current year voter-approval M&O rate. Enter the rate as calculated by the appropriate scenario below.</p> <p>Special Taxing Unit. If the taxing unit qualifies as a special taxing unit, multiply Line 40C by 1.08.</p> <p>- or -</p> <p>Other Taxing Unit. If the taxing unit does not qualify as a special taxing unit, multiply Line 40C by 1.035.</p>	\$ <u>0.07821</u> /\$100

²⁵ Tex. Tax Code §26.0442
²⁶ Tex. Tax Code §26.0443

Line	Voter-Approval Tax Rate Worksheet	Amount/Rate
D41.	<p>Disaster Line 41 (D41): Current year voter-approval M&O rate for taxing unit affected by disaster declaration. If the taxing unit is located in an area declared a disaster area and at least one person is granted an exemption under Tax Code Section 11.35 for property located in the taxing unit, the governing body may direct the person calculating the voter-approval tax rate to calculate in the manner provided for a special taxing unit. The taxing unit shall continue to calculate the voter-approval tax rate in this manner until the earlier of</p> <p>1) the first year in which total taxable value on the certified appraisal roll exceeds the total taxable value of the tax year in which the disaster occurred, or 2) the third tax year after the tax year in which the disaster occurred</p> <p>If the taxing unit qualifies under this scenario, multiply Line 40C by 1.08. ²⁷ If the taxing unit does not qualify, do not complete Disaster Line 41 (Line D41).</p>	\$ _____/ \$100
42.	<p>Total current year debt to be paid with property taxes and additional sales tax revenue. Debt means the interest and principal that will be paid on debts that:</p> <p>(1) are paid by property taxes, (2) are secured by property taxes, (3) are scheduled for payment over a period longer than one year, and (4) are not classified in the taxing unit's budget as M&O expenses.</p> <p>A. Debt also includes contractual payments to other taxing units that have incurred debts on behalf of this taxing unit, if those debts meet the four conditions above. Include only amounts that will be paid from property tax revenue. Do not include appraisal district budget payments. If the governing body of a taxing unit authorized or agreed to authorize a bond, warrant, certificate of obligation, or other evidence of indebtedness on or after Sept. 1, 2021, verify if it meets the amended definition of debt before including it here. ²⁸</p> <p>Enter debt amount \$ <u>0</u></p> <p>B. Subtract unencumbered fund amount used to reduce total debt - \$ <u>0</u></p> <p>C. Subtract certified amount spent from sales tax to reduce debt (enter zero if none) - \$ <u>0</u></p> <p>D. Subtract amount paid from other resources - \$ <u>0</u></p> <p>E. Adjusted debt. Subtract B, C and D from A. \$ <u>0</u></p>	\$ <u>0</u>
43.	Certified prior year excess debt collections. Enter the amount certified by the collector. ²⁹	\$ <u>0</u>
44.	Adjusted current year debt. Subtract Line 43 from Line 42E.	\$ <u>0</u>
45.	<p>Current year anticipated collection rate.</p> <p>A. Enter the current year anticipated collection rate certified by the collector. ³⁰ <u>102.00</u> %</p> <p>B. Enter the prior year actual collection rate <u>102.00</u> %</p> <p>C. Enter the 2023 actual collection rate <u>102.00</u> %</p> <p>D. Enter the 2022 actual collection rate <u>104.00</u> %</p> <p>E. If the anticipated collection rate in A is lower than actual collection rates in B, C and D, enter the lowest collection rate from B, C and D. If the anticipated rate in A is higher than at least one of the rates in the prior three years, enter the rate from A. Note that the rate can be greater than 100%. ³¹</p> <p style="text-align: right;">102.00 %</p>	102.00 %
46.	Current year debt adjusted for collections. Divide Line 44 by Line 45E.	\$ <u>0</u>
47.	Current year total taxable value. Enter the amount on Line 21 of the <i>No-New-Revenue Tax Rate Worksheet</i> .	\$ <u>13,279,488,837</u>
48.	Current year debt rate. Divide Line 46 by Line 47 and multiply by \$100.	\$ <u>0.00000</u> / \$100
49.	Current year voter-approval M&O rate plus current year debt rate. Add Lines 41 and 48.	\$ <u>0.07821</u> / \$100
D49.	<p>Disaster Line 49 (D49): Current year voter-approval tax rate for taxing unit affected by disaster declaration. Complete this line if the taxing unit calculated the voter-approval tax rate in the manner provided for a special taxing unit on Line D41. Add Line D41 and 48.</p>	\$ _____/ \$100

²⁷ Tex. Tax Code §26.042(a)
²⁸ Tex. Tax Code §26.012(7)
²⁹ Tex. Tax Code §26.012(10) and 26.04(b)
³⁰ Tex. Tax Code §26.04(b)
³¹ Tex. Tax Code §526.04(h), (h-1) and (h-2)

Line	Voter-Approval Tax Rate Worksheet	Amount/Rate
50.	COUNTIES ONLY. Add together the voter-approval tax rates for each type of tax the county levies. The total is the current year county voter-approval tax rate.	\$ 0.07821 /\$100

SECTION 3: NNR Tax Rate and Voter-Approval Tax Rate Adjustments for Additional Sales Tax to Reduce Property Taxes

Cities, counties and hospital districts may levy a sales tax specifically to reduce property taxes. Local voters by election must approve imposing or abolishing the additional sales tax. If approved, the taxing unit must reduce its NNR and voter-approval tax rates to offset the expected sales tax revenue.

This section should only be completed by a county, city or hospital district that is required to adjust its NNR tax rate and/or voter-approval tax rate because it adopted the additional sales tax.

Line	Additional Sales and Use Tax Worksheet	Amount/Rate
51.	Taxable Sales. For taxing units that adopted the sales tax in November of the prior tax year or May of the current tax year, enter the Comptroller's estimate of taxable sales for the previous four quarters. ³² Estimates of taxable sales may be obtained through the Comptroller's Allocation Historical Summary webpage. Taxing units that adopted the sales tax before November of the prior year, enter 0.	\$ _____
52.	Estimated sales tax revenue. Counties exclude any amount that is or will be spent for economic development grants from the amount of estimated sales tax revenue. ³³ Taxing units that adopted the sales tax in November of the prior tax year or in May of the current tax year. Multiply the amount on Line 51 by the sales tax rate (.01, .005 or .0025, as applicable) and multiply the result by .95. ³⁴ - or - Taxing units that adopted the sales tax before November of the prior year. Enter the sales tax revenue for the previous four quarters. Do not multiply by .95.	\$ _____
53.	Current year total taxable value. Enter the amount from Line 21 of the <i>No-New-Revenue Tax Rate Worksheet</i> .	\$ _____
54.	Sales tax adjustment rate. Divide Line 52 by Line 53 and multiply by \$100.	\$ _____ /\$100
55.	Current year NNR tax rate, unadjusted for sales tax. ³⁵ Enter the rate from Line 26 or 27, as applicable, on the <i>No-New-Revenue Tax Rate Worksheet</i> .	\$ _____ /\$100
56.	Current year NNR tax rate, adjusted for sales tax. Taxing units that adopted the sales tax in November the prior tax year or in May of the current tax year. Subtract Line 54 from Line 55. Skip to Line 57 if you adopted the additional sales tax before November of the prior tax year.	\$ _____ /\$100
57.	Current year voter-approval tax rate, unadjusted for sales tax. ³⁶ Enter the rate from Line 49, Line D49 (disaster) or Line 50 (counties) as applicable, of the <i>Voter-Approval Tax Rate Worksheet</i> .	\$ _____ /\$100
58.	Current year voter-approval tax rate, adjusted for sales tax. Subtract Line 54 from Line 57.	\$ _____ /\$100

SECTION 4: Voter-Approval Tax Rate Adjustment for Pollution Control

A taxing unit may raise its rate for M&O funds used to pay for a facility, device or method for the control of air, water or land pollution. This includes any land, structure, building, installation, excavation, machinery, equipment or device that is used, constructed, acquired or installed wholly or partly to meet or exceed pollution control requirements. The taxing unit's expenses are those necessary to meet the requirements of a permit issued by the Texas Commission on Environmental Quality (TCEQ). The taxing unit must provide the tax assessor with a copy of the TCEQ letter of determination that states the portion of the cost of the installation for pollution control.

This section should only be completed by a taxing unit that uses M&O funds to pay for a facility, device or method for the control of air, water or land pollution.

Line	Voter-Approval Rate Adjustment for Pollution Control Requirements Worksheet	Amount/Rate
59.	Certified expenses from the Texas Commission on Environmental Quality (TCEQ). Enter the amount certified in the determination letter from TCEQ. ³⁷ The taxing unit shall provide its tax assessor-collector with a copy of the letter. ³⁸	\$ _____
60.	Current year total taxable value. Enter the amount from Line 21 of the <i>No-New-Revenue Tax Rate Worksheet</i> .	\$ _____
61.	Additional rate for pollution control. Divide Line 59 by Line 60 and multiply by \$100.	\$ _____ /\$100

³² Tex. Tax Code §26.041(d)
³³ Tex. Tax Code §26.041(f)
³⁴ Tex. Tax Code §26.041(d)
³⁵ Tex. Tax Code §26.04(c)
³⁶ Tex. Tax Code §26.04(c)
³⁷ Tex. Tax Code §26.045(d)
³⁸ Tex. Tax Code §26.045(f)

Line	Voter-Approval Rate Adjustment for Pollution Control Requirements Worksheet	Amount/Rate
62.	Current year voter-approval tax rate, adjusted for pollution control. Add Line 61 to one of the following lines (as applicable): Line 49, Line D49 (disaster), Line 50 (counties) or Line 58 (taxing units with the additional sales tax).	\$ _____ /\$100

SECTION 5: Voter-Approval Tax Rate Adjustment for Unused Increment Rate

The unused increment rate is the rate equal to the sum of the prior 3 years Foregone Revenue Amounts divided by the current taxable value.³⁹ The Foregone Revenue Amount for each year is equal to that year's adopted tax rate subtracted from that year's voter-approval tax rate adjusted to remove the unused increment rate multiplied by that year's current total value.⁴⁰

The difference between the adopted tax rate and adjusted voter-approval tax rate is considered zero in the following scenarios:

- a tax year in which a taxing unit affected by a disaster declaration calculates the tax rate under Tax Code Section 26.042;⁴¹
- a tax year in which the municipality is a defunding municipality, as defined by Tax Code Section 26.0501(a);⁴² or
- after Jan. 1, 2022, a tax year in which the comptroller determines that the county implemented a budget reduction or reallocation described by Local Government Code Section 120.002(a) without the required voter approval.⁴³

This section should only be completed by a taxing unit that does not meet the definition of a special taxing unit.⁴⁴

Line	Unused Increment Rate Worksheet	Amount/Rate
63.	Year 3 Foregone Revenue Amount. Subtract the 2024 unused increment rate and 2024 actual tax rate from the 2024 voter-approval tax rate. Multiply the result by the 2024 current total value	
	A. Voter-approval tax rate (Line 67).....	\$ 0.07344 /\$100
	B. Unused increment rate (Line 66).....	\$ 0.00000 /\$100
	C. Subtract B from A.....	\$ 0.07344 /\$100
	D. Adopted Tax Rate.....	\$ 0.07479 /\$100
	E. Subtract D from C.....	\$ -0.00135 /\$100
	F. 2024 Total Taxable Value (Line 60).....	\$ 13,000,212,959
	G. Multiply E by F and divide the results by \$100. If the number is less than zero, enter zero.....	\$ 0
64.	Year 2 Foregone Revenue Amount. Subtract the 2023 unused increment rate and 2023 actual tax rate from the 2023 voter-approval tax rate. Multiply the result by the 2023 current total value	
	A. Voter-approval tax rate (Line 67).....	\$ 0.07204 /\$100
	B. Unused increment rate (Line 66).....	\$ 0.00000 /\$100
	C. Subtract B from A.....	\$ 0.07204 /\$100
	D. Adopted Tax Rate.....	\$ 0.07204 /\$100
	E. Subtract D from C.....	\$ 0.00000 /\$100
	F. 2023 Total Taxable Value (Line 60).....	\$ 12,091,755,354
	G. Multiply E by F and divide the results by \$100. If the number is less than zero, enter zero.....	\$ 0
65.	Year 1 Foregone Revenue Amount. Subtract the 2022 unused increment rate and 2022 actual tax rate from the 2022 voter-approval tax rate. Multiply the result by the 2022 current total value	
	A. Voter-approval tax rate (Line 67).....	\$ 0.07519 /\$100
	B. Unused increment rate (Line 66).....	\$ 0.00000 /\$100
	C. Subtract B from A.....	\$ 0.07519 /\$100
	D. Adopted Tax Rate.....	\$ 0.07519 /\$100
	E. Subtract D from C.....	\$ 0.00000 /\$100
	F. 2022 Total Taxable Value (Line 60).....	\$ 10,759,072,139
	G. Multiply E by F and divide the results by \$100. If the number is less than zero, enter zero.....	\$ 0
66.	Total Foregone Revenue Amount. Add Lines 63G, 64G and 65G	\$ 0.00000
67.	2025 Unused Increment Rate. Divide Line 66 by Line 21 of the <i>No-New-Revenue Rate Worksheet</i> . Multiply the result by 100	\$ 0.00000 /\$100
68.	Total 2025 voter-approval tax rate, including the unused increment rate. Add Line 67 to one of the following lines (as applicable): Line 49, Line 50 (counties), Line 58 (taxing units with additional sales tax) or Line 62 (taxing units with pollution)	\$ 0.07821 /\$100

³⁹ Tex. Tax Code §26.013(b)
⁴⁰ Tex. Tax Code §26.013(a)(1-a), (1-b), and (2)
⁴¹ Tex. Tax Code §§26.04(c)(2)(A) and 26.042(a)
⁴² Tex. Tax Code §26.0501(a) and (c)
⁴³ Tex. Local Gov't Code §120.007(d)
⁴⁴ Tex. Local Gov't Code §120.007(d)

SECTION 6: De Minimis Rate

The de minimis rate is the rate equal to the sum of the no-new-revenue maintenance and operations rate, the rate that will raise \$500,000, and the current debt rate for a taxing unit.⁴⁴ This section should only be completed by a taxing unit that is a municipality of less than 30,000 or a taxing unit that does not meet the definition of a special taxing unit.⁴⁵

Line	De Minimis Rate Worksheet	Amount/Rate
69.	Adjusted current year NNR M&O tax rate. Enter the rate from Line 39 of the <i>Voter-Approval Tax Rate Worksheet</i> .	0.07557
70.	Current year total taxable value. Enter the amount on Line 21 of the <i>No-New-Revenue Tax Rate Worksheet</i> .	\$ 13,279,488,837
71.	Rate necessary to impose \$500,000 in taxes. Divide \$500,000 by Line 70 and multiply by \$100.	\$ 0.00376 /\$100
72.	Current year debt rate. Enter the rate from Line 48 of the <i>Voter-Approval Tax Rate Worksheet</i> .	\$ 0.00000 /\$100
73.	De minimis rate. Add Lines 69, 71 and 72.	\$ 0.07933 /\$100

SECTION 7: Voter-Approval Tax Rate Adjustment for Emergency Revenue Rate

In the tax year after the end of the disaster calculation time period detailed in Tax Code Section 26.042(a), a taxing unit that calculated its voter-approval tax rate in the manner provided for a special taxing unit due to a disaster must calculate its emergency revenue rate and reduce its voter-approval tax rate for that year.⁴⁶

Similarly, if a taxing unit adopted a tax rate that exceeded its voter-approval tax rate, calculated normally, without holding an election to respond to a disaster, as allowed by Tax Code Section 26.042(d), in the prior year, it must also reduce its voter-approval tax rate for the current tax year.⁴⁹

This section will apply to a taxing unit other than a special taxing unit that:

- directed the designated officer or employee to calculate the voter-approval tax rate of the taxing unit in the manner provided for a special taxing unit in the prior year; and
- the current year is the first tax year in which the total taxable value of property taxable by the taxing unit as shown on the appraisal roll for the taxing unit submitted by the assessor for the taxing unit to the governing body exceeds the total taxable value of property taxable by the taxing unit on January 1 of the tax year in which the disaster occurred or the disaster occurred four years ago. This section will apply to a taxing unit in a disaster area that adopted a tax rate greater than its voter-approval tax rate without holding an election in the prior year.

Note: This section does not apply if a taxing unit is continuing to calculate its voter-approval tax rate in the manner provided for a special taxing unit because it is still within the disaster calculation time period detailed in Tax Code Section 26.042(a) because it has not met the conditions in Tax Code Section 26.042(a)(1) or (2).

Line	Emergency Revenue Rate Worksheet	Amount/Rate
74.	2024 adopted tax rate. Enter the rate in Line 4 of the <i>No-New-Revenue Tax Rate Worksheet</i> .	\$ _____ /\$100
75.	Adjusted 2024 voter-approval tax rate. Use the taxing unit's Tax Rate Calculation Worksheets from the prior year(s) to complete this line. If a disaster occurred in 2024 and the taxing unit calculated its 2024 voter-approval tax rate using a multiplier of 1.08 on Disaster Line 41 (D41) of the 2024 worksheet due to a disaster, complete the applicable sections or lines of <i>Form 50-856-a, Adjusted Voter-Approval Tax Rate for Taxing Units in Disaster Area Calculation Worksheet</i> . - or - If a disaster occurred prior to 2024 for which the taxing unit continued to calculate its voter-approval tax rate using a multiplier of 1.08 on Disaster Line 41 (D41) in 2024, complete form 50-856-a, <i>Adjusted Voter-Approval Tax Rate for Taxing Units in Disaster Area Calculation Worksheet</i> to recalculate the voter-approval tax rate the taxing unit would have calculated in 2024 if it had generated revenue based on an adopted tax rate using a multiplier of 1.035 in the years following the disaster. ⁵⁰ Enter the final adjusted 2024 voter-approval tax rate from the worksheet. - or - If the taxing unit adopted a tax rate above the 2024 voter-approval tax rate without calculating a disaster tax rate or holding an election due to a disaster, no recalculation is necessary. Enter the voter-approval tax rate from the prior year's worksheet.	\$ _____ /\$100
76.	Increase in 2024 tax rate due to disaster. Subtract Line 75 from Line 74.	\$ _____ /\$100
77.	Adjusted 2024 taxable value. Enter the amount in Line 14 of the <i>No-New-Revenue Tax Rate Worksheet</i> .	\$ _____
78.	Emergency revenue. Multiply Line 76 by Line 77 and divide by \$100.	\$ _____
79.	Adjusted 2024 taxable value. Enter the amount in Line 25 of the <i>No-New-Revenue Tax Rate Worksheet</i> .	\$ _____
80.	Emergency revenue rate. Divide Line 78 by Line 79 and multiply by \$100. ⁵¹	\$ _____ /\$100

⁴⁴ Tex. Tax Code §26.04(c)(2)(B)

⁴⁵ Tex. Tax Code §26.012(8-a)

⁴⁶ Tex. Tax Code §26.063(a)(1)

⁴⁷ Tex. Tax Code §26.042(b)

⁴⁸ Tex. Tax Code §26.042(f)

⁴⁹ Tex. Tax Code §26.42(c)

⁵⁰ Tex. Tax Code §26.42(c)

⁵¹ Tex. Tax Code §26.42(b)

Line	Emergency Revenue Rate Worksheet	Amount/Rate
81.	Current year voter-approval tax rate, adjusted for emergency revenue. Subtract Line 80 from one of the following lines (as applicable): Line 49, Line D49 (disaster), Line 50 (counties), Line 58 (taxing units with the additional sales tax), Line 62 (taxing units with pollution control) or Line 68 (taxing units with the unused increment rate).	\$ _____ /\$100

SECTION 8: Total Tax Rate

Indicate the applicable total tax rates as calculated above.

- No-new-revenue tax rate.** \$ 0.07522 /\$100
 As applicable, enter the current year NNR tax rate from: Line 26, Line 27 (counties), or Line 56 (adjusted for sales tax).
 Indicate the line number used: 27


- Voter-approval tax rate.** \$ 0.07821 /\$100
 As applicable, enter the current year voter-approval tax rate from: Line 49, Line D49 (disaster), Line 50 (counties), Line 58 (adjusted for sales tax), Line 62 (adjusted for pollution control), Line 68 (adjusted for unused increment), or Line 81 (adjusted for emergency revenue).
 Indicate the line number used: 68

- De minimis rate.** \$ 0.07933 /\$100
 If applicable, enter the current year de minimis rate from Line 73.

SECTION 9: Taxing Unit Representative Name and Signature

Enter the name of the person preparing the tax rate as authorized by the governing body of the taxing unit. By signing below, you certify that you are the designated officer or employee of the taxing unit and have accurately calculated the tax rates using values that are the same as the values shown in the taxing unit's certified appraisal roll or certified estimate of taxable value, in accordance with requirements in the Tax Code.⁵²

print here ▶ Ellen Owens
Printed Name of Taxing Unit Representative

sign here ▶  _____
Taxing Unit Representative

_____ July 30, 2025 _____
Date

⁵² Tex. Tax Code §§26.04(c-2) and (d-2)